

# Marine ecological assessment of Hā'ena's reef habitats

Preliminary results of July 2013 surveys



25 November 2013

Alan Friedlander, Whitney Goodell, Eva Schemmel, Kosta Stamoulis

Fisheries Ecology Research Lab

University of Hawai'i at Mānoa

## INTRODUCTION

The rural community of Hā'ena on Kaua'i's north shore has long sustained themselves through taro farming and fishing the area's fringing reefs and lagoon areas (Andrade 2008). Up into the 1960s, people supported themselves through the traditional ahupua'a system. However, contemporary social-ecological systems have disrupted the customary sharing of natural resources within the Hā'ena community, impacting exchange of food, cultural perpetuation and self-reliance, and strength of social networks (Vaughan and Vitousek 2013). The Hui Maka'ainana o Makana was formed in 1998 by key members of the community in Hā'ena, with the goal of restoring Hawaiian values and stewardship practices within the area (Friedlander et al. 2013).

In 2006, Governor Lingle signed into law SB2501 SD1 HD1 CD1: "A Bill for an Act Relating to Fishing" (Act 241), thus establishing, "a community-based subsistence fishing area for the ahupua'a of Hā'ena." The goal of the Hā'ena Community-Based Subsistence Fishing Area is to sustainably support the consumptive needs of Hā'ena's people through culturally rooted, community-based management that recognizes and responds to the connection between land and sea and strives to restore the necessary balance of native species (Friedlander et al. 2013).

Historically, nearshore reefs in Hā'ena, Kauai have provided valuable habitat for many resource species of reef fishes, such as o'io, uhu, and 'omilu. Reef ecosystems provide food and habitat structure necessary for supporting fish populations. Backreef areas, between the reef crest and the shore, serve as important habitat for juvenile fishes as they are protected from swell and predators. Juvenile fish habitat is crucial for the maintenance of adult fish populations. With increased stressors on reef fishes (overfishing, pollution, anthropogenic damage to reef, climate change), it is important to create a baseline knowledge of present fish populations, and to assess areas that might be particularly critical for juvenile fishes. Identification of areas that serve as juvenile habitat is a valuable step in marine resource management efforts.

The objectives of this study were to conduct a marine ecological assessment of the nearshore reef habitats of Hā'ena, Kauai to provide scientific information in order to support ongoing efforts to designate a marine community managed area (CMA). A specific goal was to determine the ecological importance of Makua backreef in comparison with other backreef habitats at Hā'ena, and to assess its role as a nursery habitat, or pu'uhonua.

## METHODS

Fish surveys were conducted on Makua and Kē'ē reefs in Hā'ena, Kauai using belt transect methods. Randomly located transects were placed in the backreef area (area between the reef crest and the shoreline) and the forereef area (area on the outer side of the reef crest) for each reef. A diver swam a 25 x 5 m transect at a constant speed and identify to the lowest possible taxon all fishes visible within 2.5 m to either side of the centerline (125-m<sup>2</sup> transect area). Swimming duration varied from 10–15 min, depending on habitat complexity and fish abundance. Total length (TL) of fish was estimated to the nearest centimeter.

After swimming the transect once to quantify adult fishes, surveyors then swam the same transect again to record juvenile fishes within 2 m to the left of the centerline. Fishes less than or equal to 5 cm total length were classified as juveniles for all fishes except butterflyfishes, surgeonfishes, triggerfishes, and roi, which were classified as juveniles at 10 cm or less.

Length estimates of adult fishes from visual censuses were converted to weight using the following length–mass relationship:  $W = a(TL)^b$  where the parameters  $a$  and  $b$  are constants for the allometric growth equation,  $TL$  is total length in centimeters, and  $W$  is mass in grams.

## RESULTS

### *Surveys*

A total of 55 transects were conducted on Kēʻē and Makua reefs from 8-14 July 2013 (Fig. 1). Of this total, 24 transects were conducted in the forereef habitat, and 31 transects in the backreef habitat. Transect surveys were split nearly evenly between Kēʻē ( $N = 15$ ) Makua ( $N = 16$ , Table 1). Average depth for the forereef surveys was 4.8 m ( $\pm 1.9$  sd) and 1.2 m ( $\pm 0.8$  sd) for the backreef.

Table 1. Total number of transect surveys in each stratum

	Reef			
		Kēʻē	Makua	TOTAL
Habitat	Backreef	15	16	<b>31</b>
	Forereef	12	12	<b>24</b>
	TOTAL	<b>27</b>	<b>28</b>	<b>55</b>

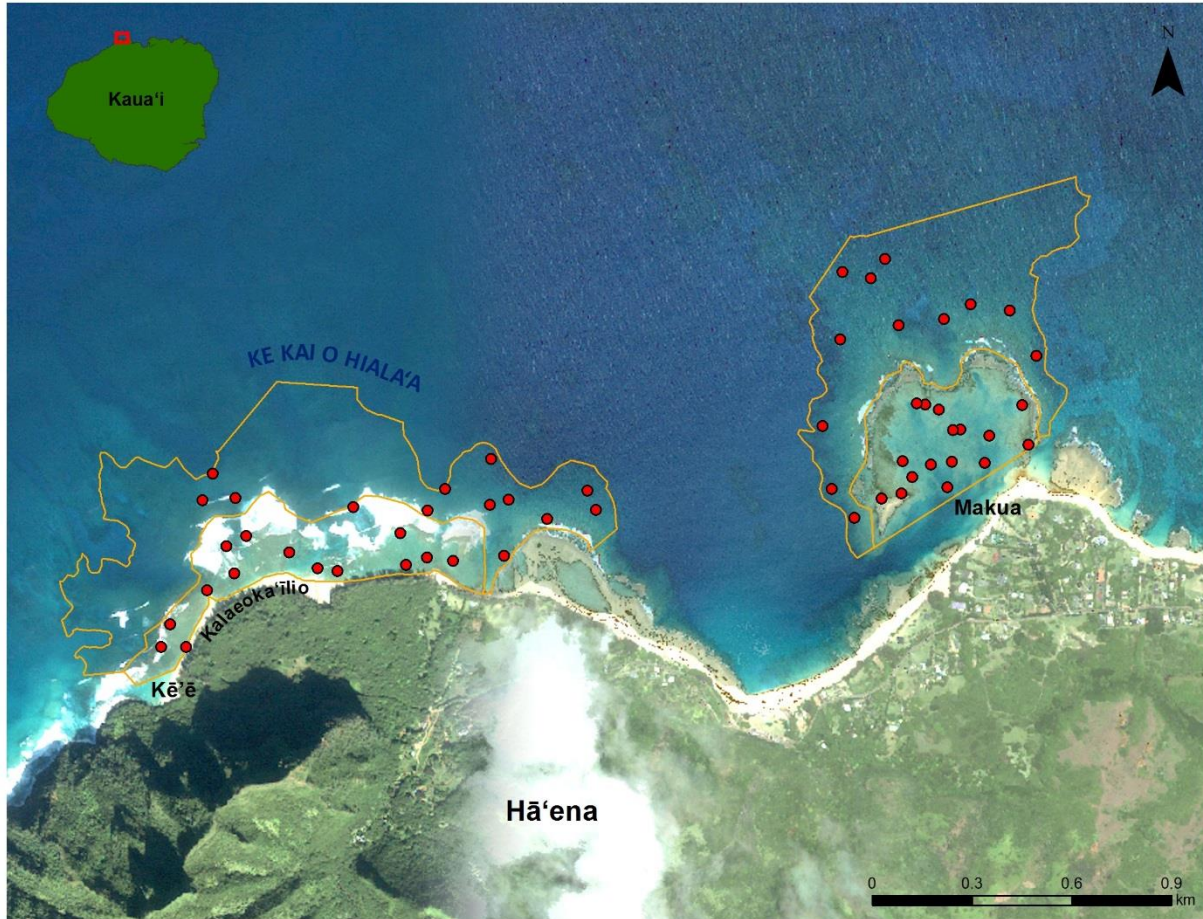


Figure 1. Survey locations for marine assessments in Hā'ena.

#### *Juvenile fishes*

Juvenile fish surveys across study sites showed backreef habitat to have significantly higher abundance of juvenile fishes than the forereef habitat ( $t_{47.1} = -4.9$ ,  $P < 0.001$ , Fig. 2). Backreef transects also had, on average, more species of juvenile fishes than forereef transects (Fig. 3 and 4). There is no evidence to suggest that Makua backreef habitat has higher abundance of juvenile fishes than Kē'ē backreef habitat ( $t_{27.8} = -0.4$ ,  $P = 0.7$ , Fig. 5). However, in our surveys Makua backreef did have a greater average number of species of juvenile fishes than Kē'ē backreef habitat (Fig. 6).



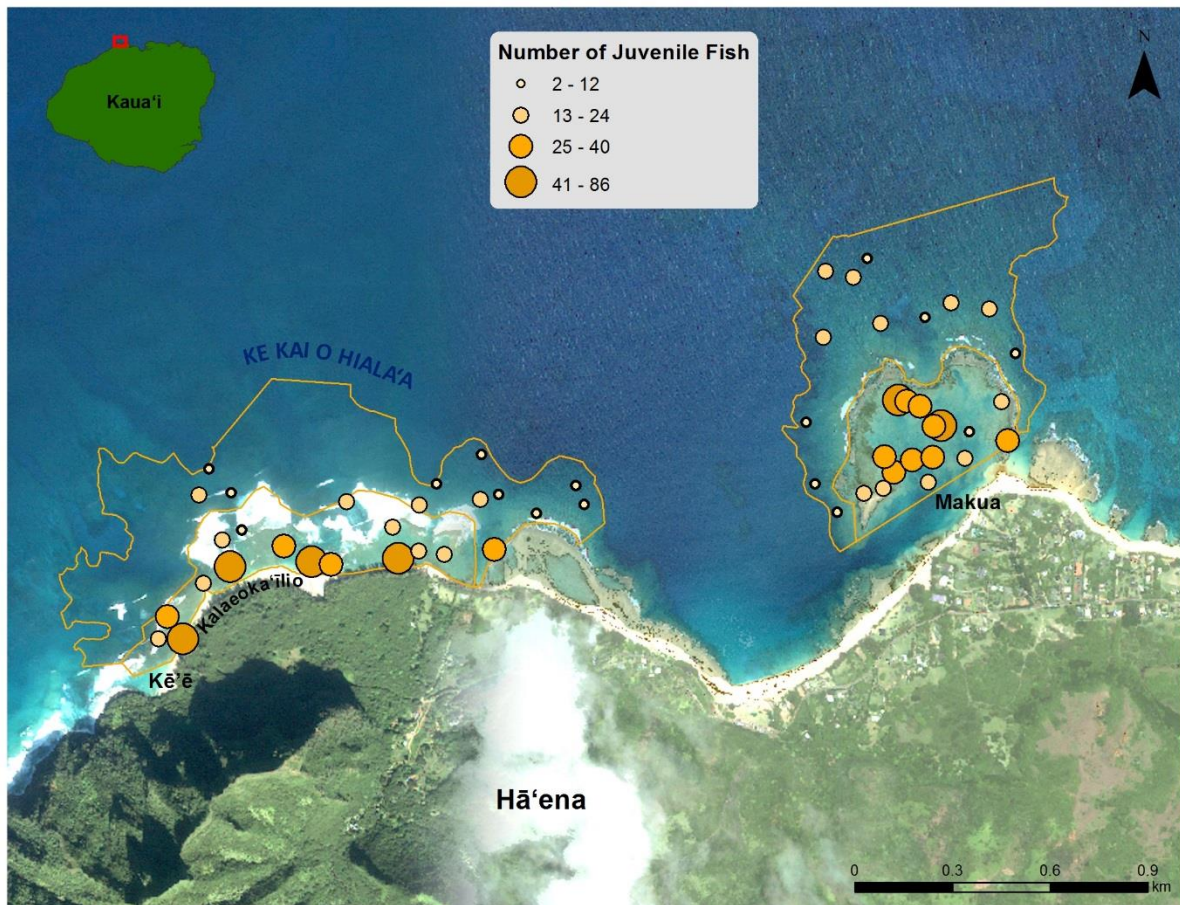


Figure 2. Juvenile fish abundance by site.

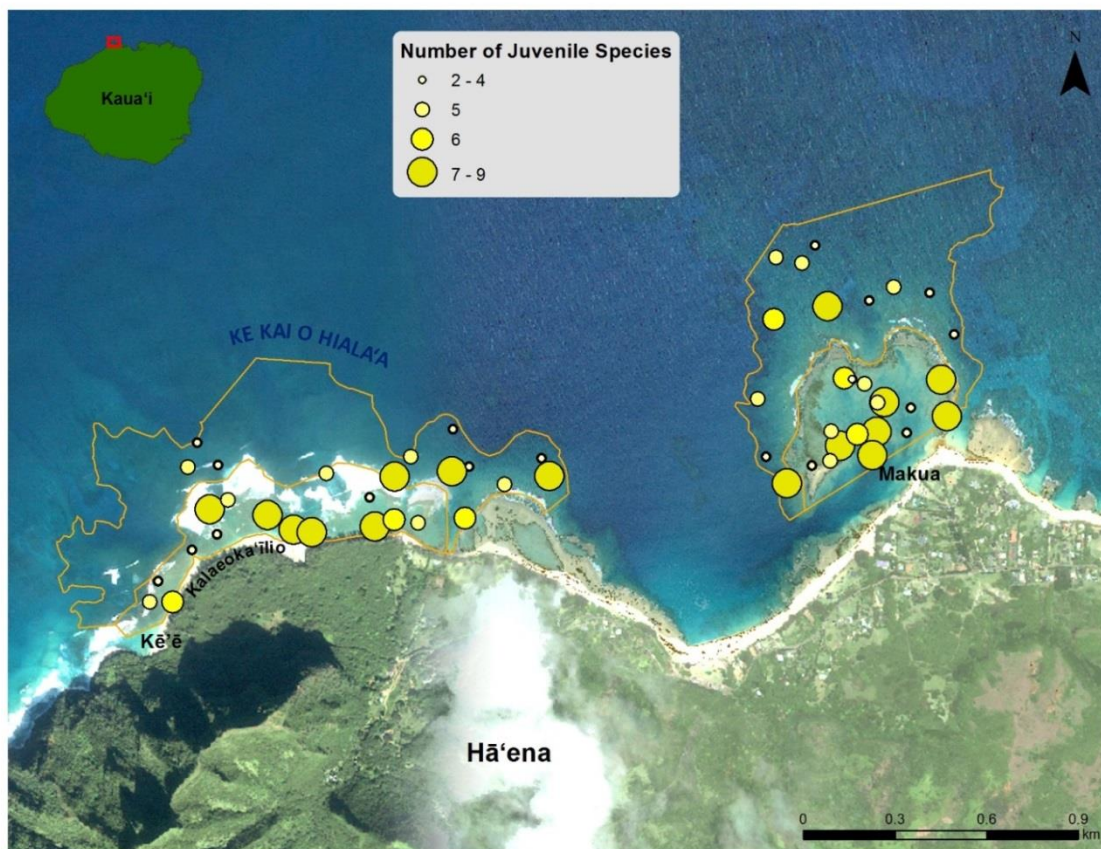


Figure 3. Number of juvenile fish species

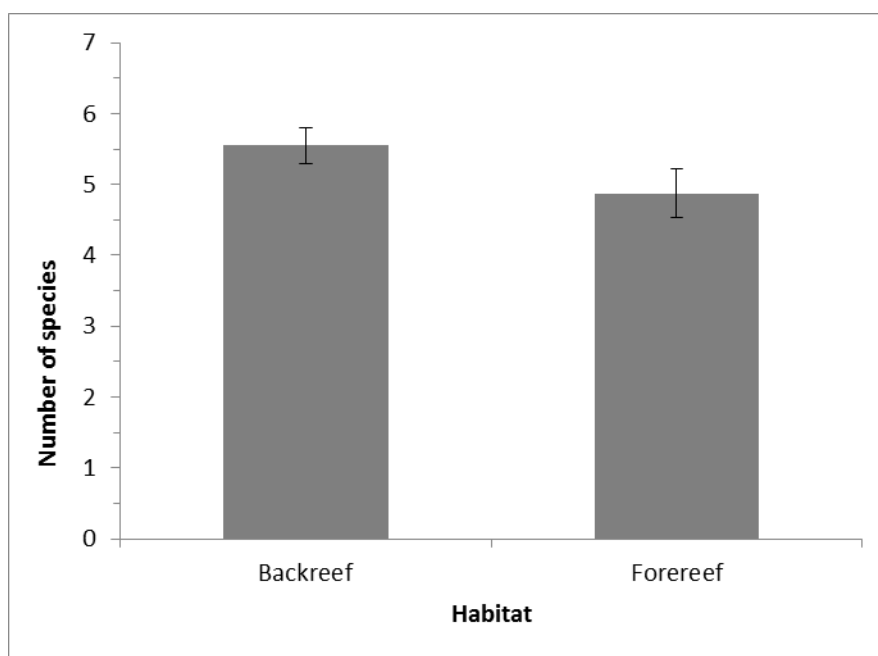


Figure 4. Average number of species of juvenile fishes by habitat

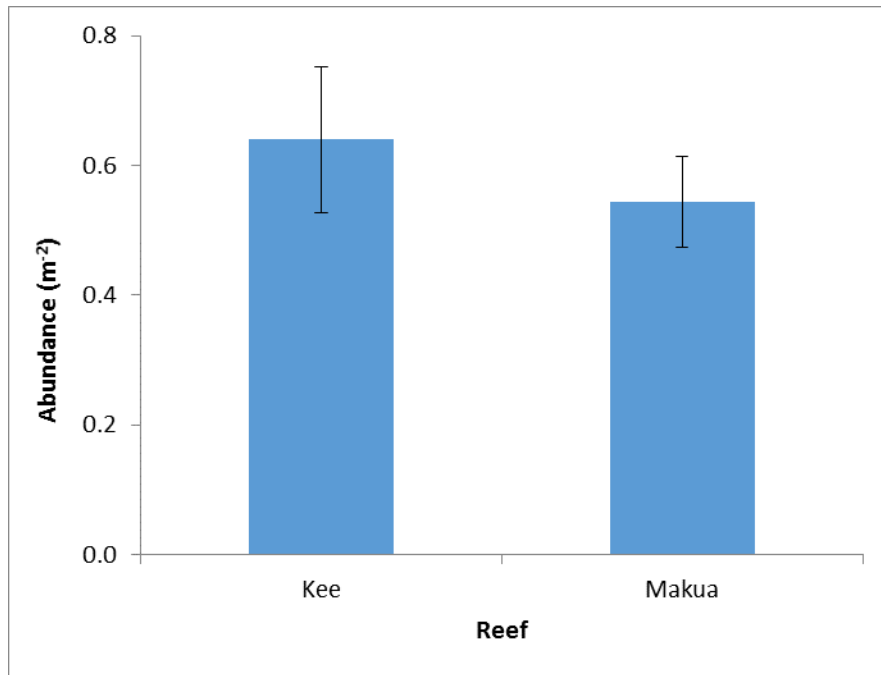


Figure 5. Average number of juvenile fishes (per m<sup>2</sup>) in backreef habitat, by reef.

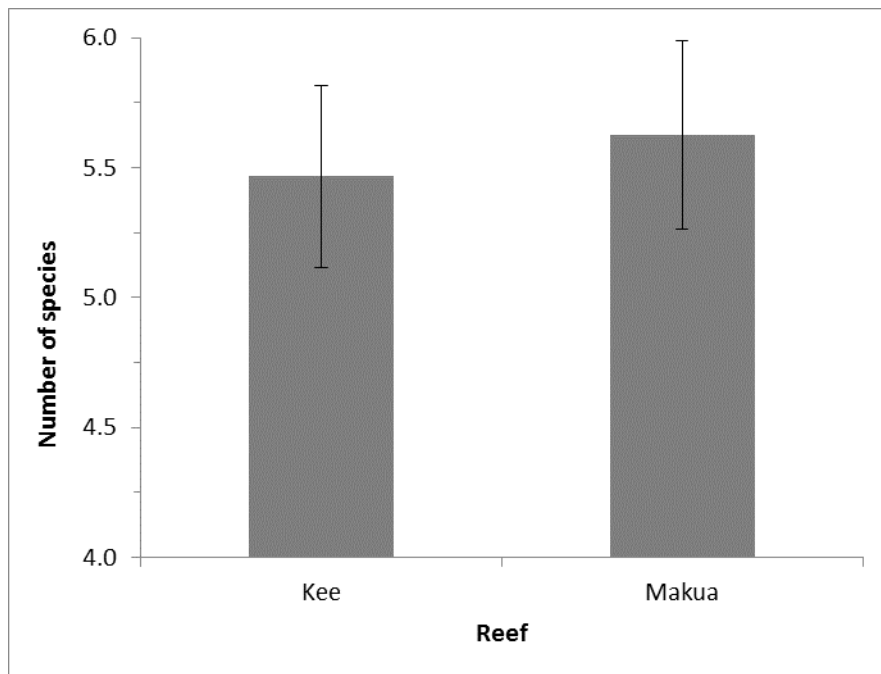


Figure 6. Average number of juvenile fishes in backreef habitat, by reef.

### *Adult fishes*

Based on surveys of adult fishes, forereef habitats at Makua and Kē'ē reefs had significantly greater biomass than backreef habitats ( $t_{41.6} = 2.7$ ,  $P = 0.005$ , Fig. 7), by nearly three times as much. Average abundance was slightly higher at Makua compared to Kē'ē but these differences were not significant ( $t = 0.37$ ,  $P = 0.36$ , Fig. 8). In looking at just the backreef habitat for the two sites, Makua had significantly higher numbers of fish species than did Kē'ē ( $t_{28.8} = 1.7$ ,  $P = 0.048$ , Fig. 9).

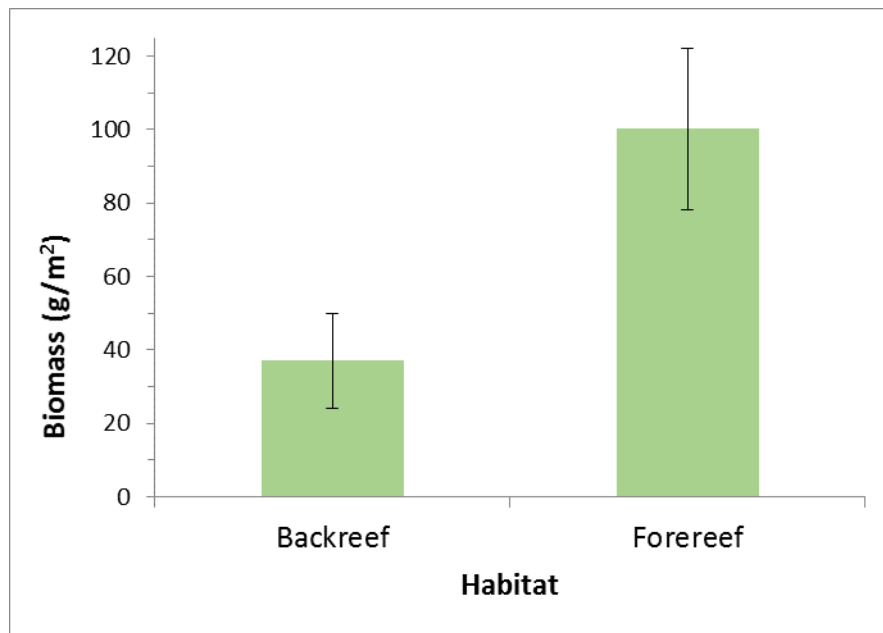


Figure 7. Average biomass of fishes per m<sup>2</sup> in backreef and forereef habitats.

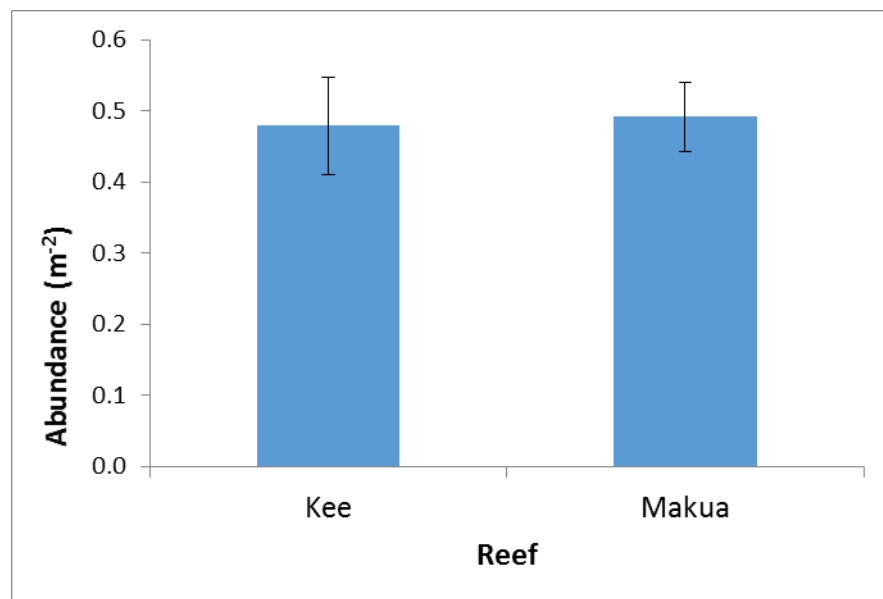


Figure 8. Average number of fishes per m<sup>2</sup> in Kē'ē and Makua reefs.



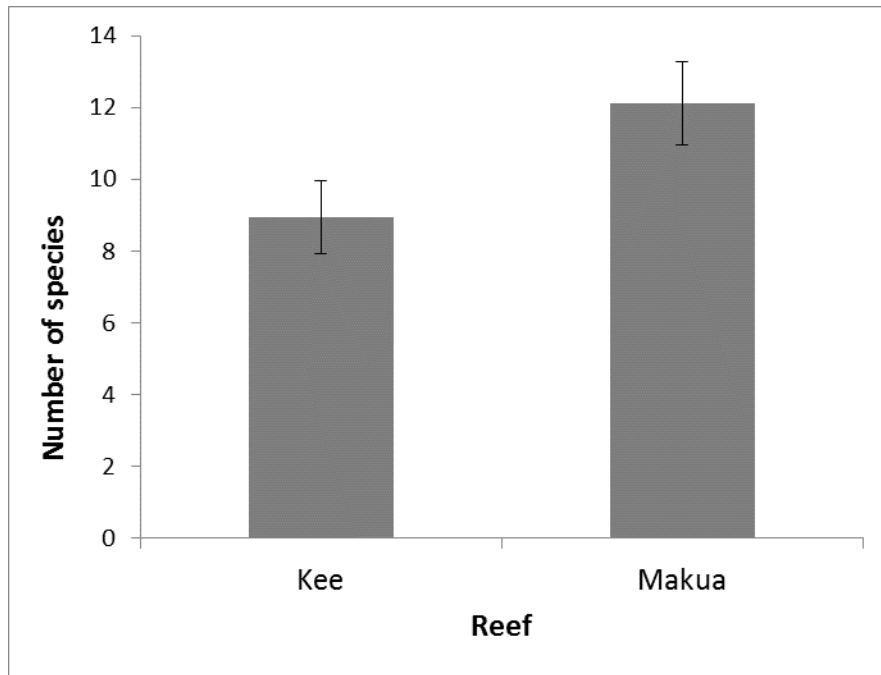


Figure 9. Average number of species of adult fishes in backreef transect surveys.

### Species composition

The belted wrasse ('omaka) was the most important species in the backreef habitat, accounting for 36% of the total numerical abundance (Table 2), followed by convict tang (manini – 25%), saddle wrasse (hinalea lauili – 14%), and bird wrasse (hinalea 'i'iwi, 8%). In the forereef habitat, saddle wrasse were most abundant, accounting for 24% of the total in this habitat type. This was followed by brighteye damselfish (20%), belted wrasse (18%), and shortnose wrasse (6%).

Table 2. Fish species composition (numerical abundance) within backreef and forereef habitats.

Species	Common Name	Hawaiian Name	Backreef		Forereef	
			Num/m <sup>2</sup>	%	Num/m <sup>2</sup>	%
<i>Stethojulis balteata</i>	Belted Wrasse	'o_maka	0.215	36.4	0.045	18.3
<i>Acanthurus triostegus</i>	Convict tang	manini	0.145	24.6	0.007	2.7
<i>Thalassoma duperrey</i>	Saddle Wrasse	hinalea lauili	0.083	14.1	0.060	24.4
<i>Gomphosus varius</i>	Bird wrasse	hinalea 'i'iwi, 'akilolo	0.047	8.0	0.002	0.7
<i>Plectroglyphidodon imparipennis</i>	Brighteye Damselfish		0.029	4.9	0.049	20.0
<i>Stegastes marginatus</i>	Pacific Gregory		0.028	4.8	0.014	5.8
<i>Scarus rubroviolaceus</i>	Redlip Parrotfish	palukaluka	0.010	1.6	0.002	0.7
<i>Coris venusta</i>	Elegant coris		0.009	1.5	0.000	0.0
<i>Plectroglyphidodon johnstonianus</i>	Blue-eye Damselfish		0.008	1.4	0.004	1.7
<i>Acanthurus leucopareus</i>	Whitebar Surgeonfish	ma_ikoiko	0.004	0.7	0.011	4.4
<i>Macropharyngodon geoffroy</i>	Shortnose Wrasse		0.003	0.5	0.016	6.4
<i>Ctenochaetus strigosus</i>	Goldring surgeonfish	kole	0.001	0.2	0.001	0.3
<i>Parupeneus porphyreus</i>	Whitesaddle Goatfish	ku_mu_	0.001	0.2	0.000	0.0
<i>Thalassoma purpurum</i>	Surge Wrasse	hou	0.001	0.2	0.000	0.0
<i>Acanthurus blochii</i>	Ringtail Surgeonfish	pualu	0.001	0.1	0.000	0.0
<i>Acanthurus nigrofusus</i>	Brown Surgeonfish	mai'i'i	0.001	0.1	0.002	0.7
<i>Asterropteryx semipunctatus</i>	Halfspotted goby	'o'opu	0.001	0.1	0.000	0.0
<i>Dascyllus albisella</i>	HI dascyllus	'alo'ilo'i	0.001	0.1	0.000	0.0
<i>Parupeneus multifasciatus</i>	Manybar Goatfish	moano	0.001	0.1	0.001	0.3

<i>Parupeneus pleurostigma</i>	Sidespot Goatfish	malu	0.001	0.1	0.000	0.0
--------------------------------	-------------------	------	-------	-----	-------	-----

## CONCLUSIONS

Backreef habitats in the Ha'ena nearshore reef systems are areas of high diversity and abundance of juvenile fishes. Juveniles were more numerous in backreef locations compared with forereef habitats. In backreef habitats, Makua Reef had significantly more species of adult fishes than Kē'ē Reef. In the Makua and Kē'ē reefs of Hā'ena, backreef habitat appears to be an important area for reef fishes, particularly for juveniles. Juveniles grow in the protected habitat of the backreef, and then move to adult populations, a critical process for maintaining high biomass in forereef habitats. As the backreef habitats of Ha'ena reefs provide critical habitat for juvenile reef fishes, measures should be taken to ensure that this habitat is maintained for continued contribution to adult populations.

In surveys of adult fish, Makua backreef had significantly higher numbers of fish species than Kee backreef. Makua reef exhibits a variety of habitats including sand which is important for schooling species such as 'oio and akule. Because of their mobility, populations of these fishes are difficult to measure using transect-based methods and our surveys took place on hard-bottom only. Based on our results and experience in the field, Makua backreef appears to be an important area for adult fish as well as juveniles. Due to its large channel and relatively deep water, predators have easy access to Makua backreef which may in part explain the lower abundance of juveniles compared to Ke'e. Benthic survey analysis and habitat mapping will highlight the diversity of habitats which occur in the Makua backreef. This explains the much higher number of fish species that were found here and confirms the high ecological value of this reef area. Biodiversity is an indicator of ecosystem health and a critical factor supporting coral reef resilience to human impacts and climate change. We recommend that Makua backreef be protected from fishing and other extractive, or destructive human uses.

## REFERENCES

- Andrade, C. (2008). Hā'ena: Through the Eyes of the Ancestors. University of Hawai'i Press, Honolulu.
- Friedlander, A.M., J.M. Shackeroff, and J.N. Kittinger. 2013. Customary Marine Resource Knowledge and use in Contemporary Hawai'i. Pac. Sci. 67(3).
- Vaughan, M.B., and P. Vitousek. 2013. Mahele (to share) – sustaining communities through small-scale inshore fishery catch and sharing networks. Pac. Sci. 67(2).