


COMMERCIAL MARINE LANDINGS SUMMARY TREND REPORT

CALENDAR YEAR 2009



**DIVISION OF AQUATIC RESOURCES
DEPARTMENT OF LAND AND NATURAL RESOURCES
STATE OF HAWAII**

TABLE OF CONTENTS

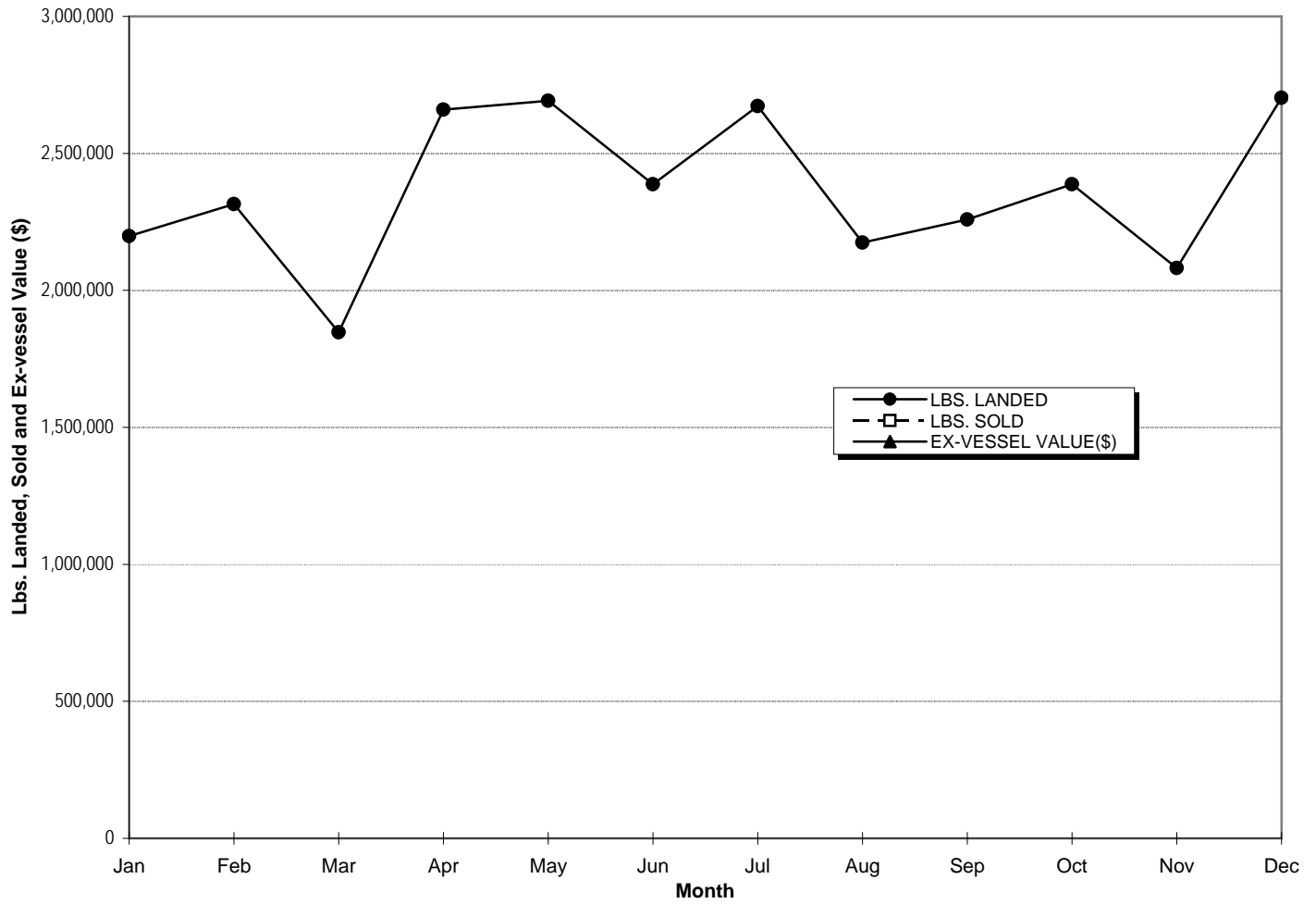
| | Page No. |
|--|-----------------|
| I. INTRODUCTION | 1 |
| II. CHARTS | |
| <i>A. TOTAL SEA LANDINGS</i> | |
| 1. Annual Monthly Trends | 2 |
| 2. Annual 5-year Trends | 3 |
| <i>B. SEA LANDINGS BY SPECIES GROUPS</i> | |
| 1. Annual Monthly Trends | 4 |
| 2. Annual 5-year Trends | 5 |
| <i>C. SEA LANDINGS BY FISHING METHOD</i> | |
| 1. Annual Monthly Trends | 6 |
| 2. Annual 5-year Trends | 7 |
| <i>D. SEA LANDINGS BY PORT</i> | |
| 1. Annual Monthly Trends | 8 |
| 2. Annual 5-year Trends | 9 |
| II. APPENDICES | |
| A. Sea Landings by Species | 10 |
| B. Sea Landings by Fishing Method | 12 |
| C. Sea Landings by Island | 12 |
| D. Sea Landings by Area Fished | 12 |
| E. FAD Catches by Island and Species | 13 |
| F. FAD Catches by Island, FAD and Fishing Trip Count | 15 |

Note: Data incomplete due to late submission and processing of fish catch records.

INTRODUCTION

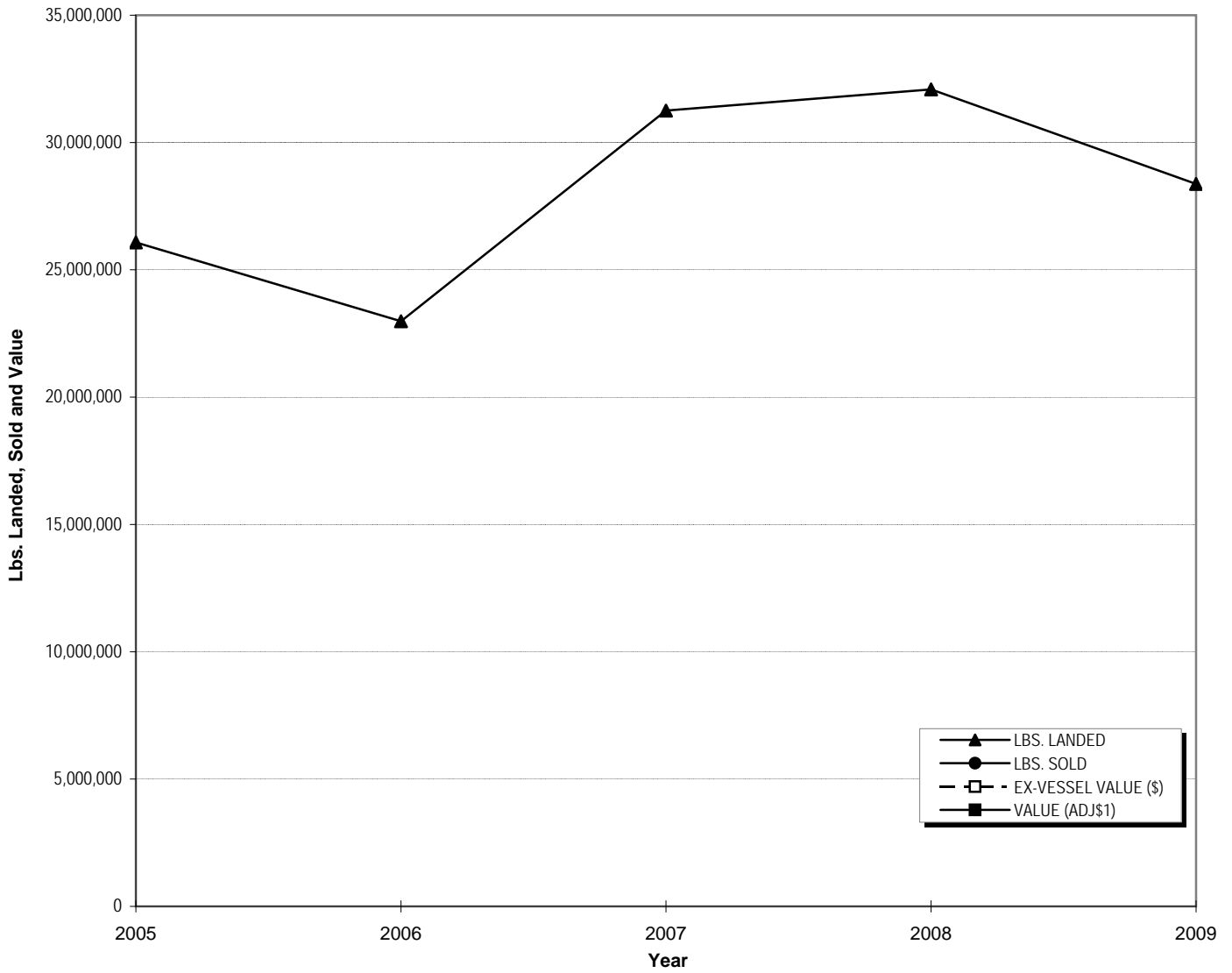
The information presented in this Commercial Marine Landing Summary Trend Report is compiled from fishing reports submitted by licensed fishermen. Commercial fishers are required to obtain commercial marine licenses and submit fishing reports to DLNR-DAR. In previous editions of these summary trend reports, including 1997 through 2001, only ex-vessel landing data (pounds sold and value of pounds sold) were reported. On October 2002, DLNR-DAR implemented new and revised commercial fishing report forms to improve the collection of fishing effort and total catch data. Since then commercial fishers no longer report ex-vessel landings on their fishing reports. The ex-vessel landing data are collected from commercial fish dealers. DLNR-DAR is in the process of integrating fishing effort and catch data from fishing report reports with ex-vessel landing data from commercial marine dealer reports. Until this process is completed, ex-vessel landing information by fisheries will not be available. Therefore, this commercial marine landings summary trend report only contains catch data or pounds landed. When the data integration process is completed, this summary trend report will be revised and the catch data will be replaced with ex-vessel value landing data.

**CHART A.1
TOTAL SEA LANDINGS ANNUAL MONTHLY TRENDS, 2009**



| MONTH | LBS. LANDED | LBS. SOLD | EX-VESSEL VALUE(\$) |
|--------------|--------------------|------------------|----------------------------|
| <i>Jan</i> | 2,198,569 | | |
| <i>Feb</i> | 2,314,764 | | |
| <i>Mar</i> | 1,846,459 | | |
| <i>Apr</i> | 2,659,230 | | |
| <i>May</i> | 2,692,440 | | |
| <i>Jun</i> | 2,387,175 | | |
| <i>Jul</i> | 2,672,895 | | |
| <i>Aug</i> | 2,174,027 | | |
| <i>Sep</i> | 2,259,153 | | |
| <i>Oct</i> | 2,386,749 | | |
| <i>Nov</i> | 2,081,706 | | |
| <i>Dec</i> | 2,702,871 | | |
| TOTAL | 28,376,038 | | |

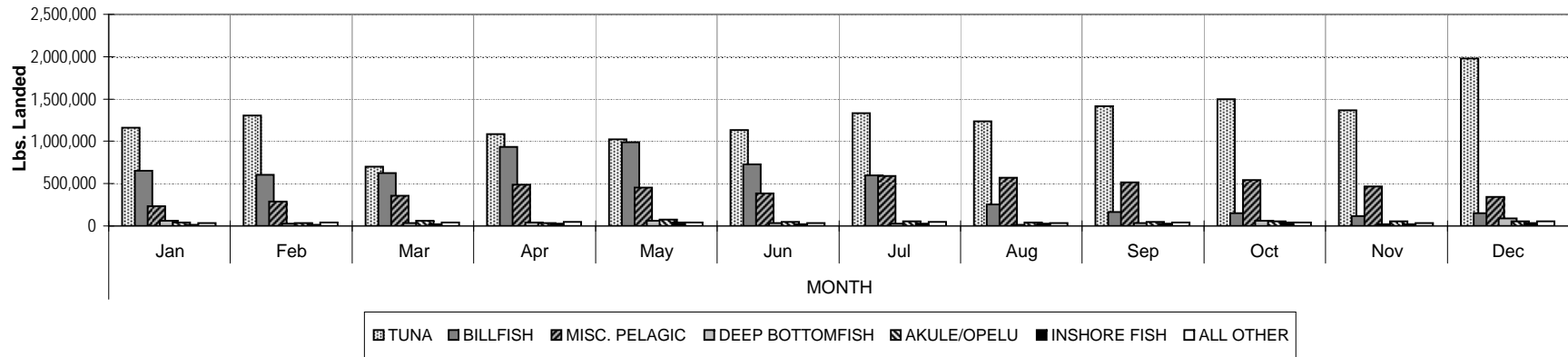
**CHART A.2
TOTAL SEA LANDINGS ANNUAL 5 - YEAR TRENDS, 2005 - 2009**



| YEAR | LBS. LANDED | LBS. SOLD | EX-VESSEL VALUE (\$) | HCPI¹ | VALUE (ADJ\$¹) |
|-------------|--------------------|------------------|---------------------------------|-------------------------|----------------------------------|
| 2005 | 26,077,671 | | | | |
| 2006 | 22,983,446 | | | | |
| 2007 | 31,252,808 | | | | |
| 2008 | 32,087,963 | | | | |
| 2009 | 28,376,038 | | | | |

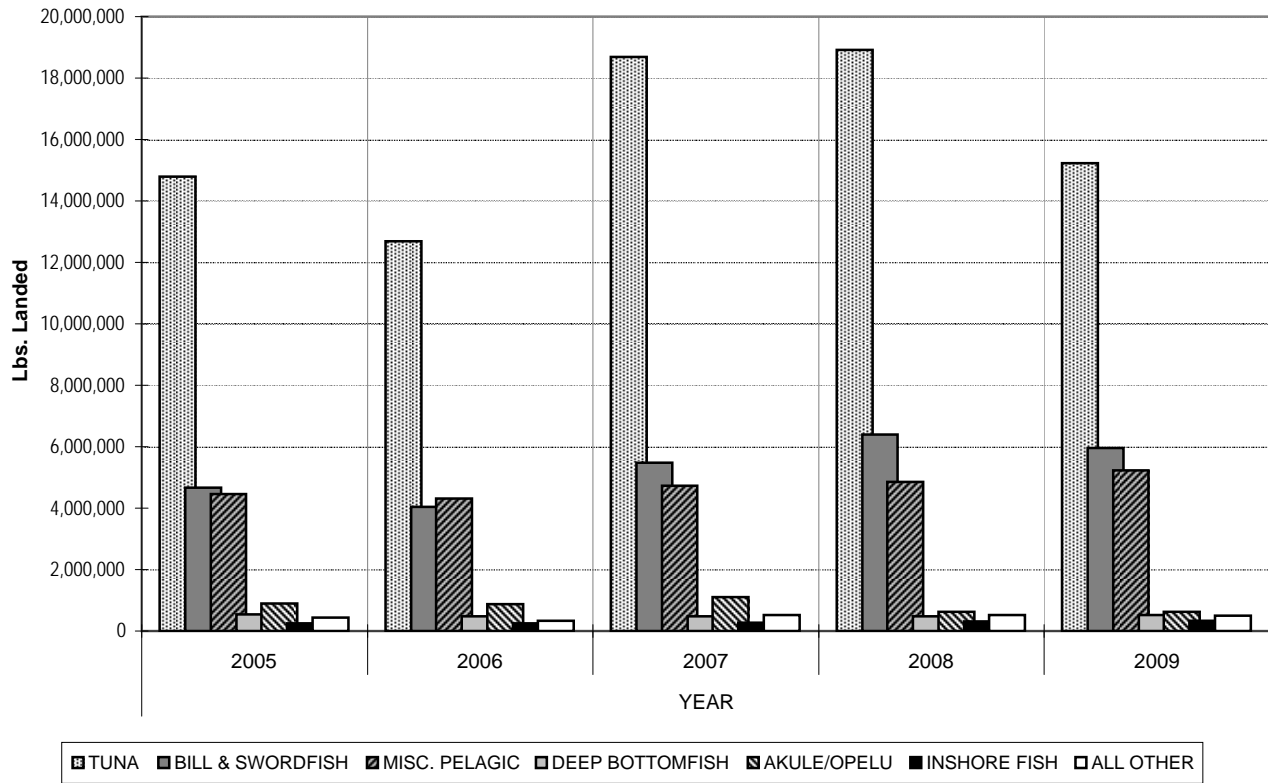
¹ Honolulu Consumer Price Index (all wage earners)

**CHART B.1
SEA LANDINGS BY SPECIES GROUP ANNUAL MONTHLY TRENDS, 2009**



| <i>Calendar Year 2009</i> | | <i>MONTH</i> | | | | | | | | | | | | <i>YEAR</i> |
|---------------------------|-----------------------------|------------------|------------------|------------------|------------------|------------------|------------------|------------------|------------------|------------------|------------------|------------------|------------------|-------------------|
| SPECIES GROUP | | Jan | Feb | Mar | Apr | May | Jun | Jul | Aug | Sep | Oct | Nov | Dec | TOTAL |
| TUNA | <i>Lbs. Landed</i> | 1,158,685 | 1,306,611 | 700,355 | 1,082,730 | 1,023,043 | 1,135,852 | 1,330,193 | 1,235,416 | 1,418,249 | 1,495,399 | 1,366,719 | 1,976,053 | 15,229,305 |
| | <i>Lbs. Sold</i> | | | | | | | | | | | | | |
| | <i>Ex-vessel Value (\$)</i> | | | | | | | | | | | | | |
| BILLFISH | <i>Lbs. Landed</i> | 652,731 | 601,906 | 623,984 | 936,437 | 990,245 | 728,158 | 596,292 | 251,890 | 167,283 | 150,985 | 119,888 | 148,063 | 5,967,862 |
| | <i>Lbs. Sold</i> | | | | | | | | | | | | | |
| | <i>Ex-vessel Value(\$)</i> | | | | | | | | | | | | | |
| MISC. PELAGIC | <i>Lbs. Landed</i> | 232,187 | 287,732 | 358,480 | 488,482 | 454,698 | 383,836 | 592,789 | 569,598 | 512,110 | 542,018 | 467,615 | 342,049 | 5,231,594 |
| | <i>Lbs. Sold</i> | | | | | | | | | | | | | |
| | <i>Ex-vessel Value(\$)</i> | | | | | | | | | | | | | |
| DEEP BOTTOMFISH | <i>Lbs. Landed</i> | 61,674 | 29,130 | 37,086 | 42,025 | 62,005 | 36,639 | 24,556 | 11,572 | 36,943 | 58,527 | 20,621 | 91,506 | 512,284 |
| | <i>Lbs. Sold</i> | | | | | | | | | | | | | |
| | <i>Ex-vessel Value (\$)</i> | | | | | | | | | | | | | |
| AKULE/OPELU | <i>Lbs. Landed</i> | 44,459 | 33,206 | 64,879 | 36,638 | 77,011 | 49,217 | 55,033 | 40,398 | 51,386 | 58,095 | 51,798 | 55,148 | 617,268 |
| | <i>Lbs. Sold</i> | | | | | | | | | | | | | |
| | <i>Ex-vessel Value (\$)</i> | | | | | | | | | | | | | |
| INSHORE FISH | <i>Lbs. Landed</i> | 15,739 | 14,456 | 19,044 | 25,957 | 43,695 | 21,745 | 27,877 | 30,069 | 28,567 | 43,084 | 19,777 | 37,774 | 327,784 |
| | <i>Lbs. Sold</i> | | | | | | | | | | | | | |
| | <i>Ex-vessel Value (\$)</i> | | | | | | | | | | | | | |
| ALL OTHER | <i>Lbs. Landed</i> | 33,094 | 41,723 | 42,631 | 46,961 | 41,743 | 31,728 | 46,155 | 35,084 | 44,615 | 38,641 | 35,288 | 52,278 | 489,941 |
| | <i>Lbs. Sold</i> | | | | | | | | | | | | | |
| | <i>Ex-vessel Value (\$)</i> | | | | | | | | | | | | | |
| TOTAL | <i>Lbs. Landed</i> | 2,198,569 | 2,314,764 | 1,846,459 | 2,659,230 | 2,692,440 | 2,387,175 | 2,672,895 | 2,174,027 | 2,259,153 | 2,386,749 | 2,081,706 | 2,702,871 | 28,376,038 |
| | <i>Lbs. Sold</i> | | | | | | | | | | | | | |
| | <i>Ex-vessel Value (\$)</i> | | | | | | | | | | | | | |

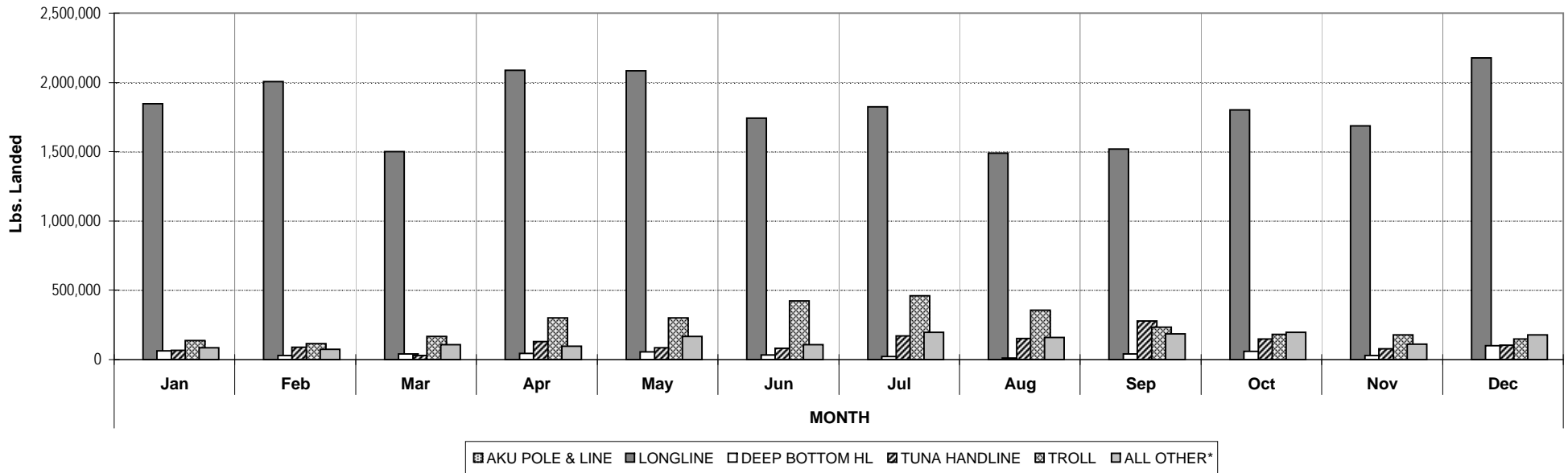
**CHART B.2
SEA LANDINGS BY SPECIES GROUPS ANNUAL 5 - YEAR TRENDS, 2005 - 2009**



| <i>Calendar Year</i> | | YEAR | | | | |
|----------------------|----------------------------------|-------------------|-------------------|-------------------|-------------------|-------------------|
| SPECIES GROUP | | 2005 | 2006 | 2007 | 2008 | 2009 |
| TUNA | <i>Lbs. Landed</i> | 14,801,478 | 12,691,808 | 18,684,899 | 18,908,428 | 15,229,305 |
| | <i>Lbs. Sold</i> | | | | | |
| | <i>Value (Adj\$)¹</i> | | | | | |
| BILL & SWORDFISH | <i>Lbs. Landed</i> | 4,672,737 | 4,041,439 | 5,471,993 | 6,406,115 | 5,967,862 |
| | <i>Lbs. Sold</i> | | | | | |
| | <i>Value (Adj\$)¹</i> | | | | | |
| MISC. PELAGIC | <i>Lbs. Landed</i> | 4,468,559 | 4,311,724 | 4,724,380 | 4,848,117 | 5,231,594 |
| | <i>Lbs. Sold</i> | | | | | |
| | <i>Value (Adj\$)¹</i> | | | | | |
| DEEP BOTTOMFISH | <i>Lbs. Landed</i> | 542,056 | 478,337 | 483,620 | 482,864 | 512,284 |
| | <i>Lbs. Sold</i> | | | | | |
| | <i>Value (Adj\$)¹</i> | | | | | |
| AKULE/OPELU | <i>Lbs. Landed</i> | 888,185 | 875,426 | 1,095,752 | 620,779 | 617,268 |
| | <i>Lbs. Sold</i> | | | | | |
| | <i>Value (Adj\$)¹</i> | | | | | |
| INSHORE FISH | <i>Lbs. Landed</i> | 257,254 | 251,298 | 269,329 | 309,986 | 327,782 |
| | <i>Lbs. Sold</i> | | | | | |
| | <i>Value (Adj\$)¹</i> | | | | | |
| ALL OTHER | <i>Lbs. Landed</i> | 447,402 | 333,414 | 522,835 | 511,674 | 489,943 |
| | <i>Lbs. Sold</i> | | | | | |
| | <i>Value (Adj\$)¹</i> | | | | | |
| TOTAL | <i>Lbs. Landed</i> | 26,077,671 | 22,983,446 | 31,252,808 | 32,087,963 | 28,376,038 |
| | <i>Lbs. Sold</i> | | | | | |
| | <i>Value (Adj\$)¹</i> | | | | | |

¹ Honolulu Consumer Price Index (all wage earners)

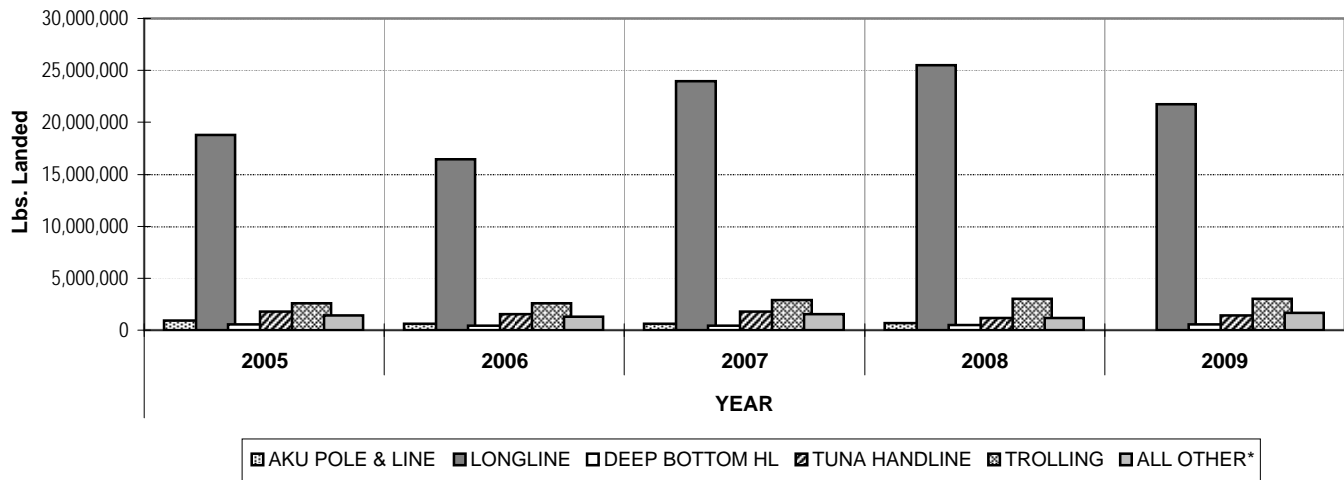
**CHART C.1
SEA LANDINGS BY FISHING METHOD ANNUAL MONTHLY TRENDS, 2009**



| Calendar Year 2009 | | MONTH | | | | | | | | | | | | YEAR TOTAL |
|---------------------------|---|------------------|------------------|------------------|------------------|------------------|------------------|------------------|------------------|------------------|------------------|------------------|------------------|-------------------|
| METHOD | | Jan | Feb | Mar | Apr | May | Jun | Jul | Aug | Sep | Oct | Nov | Dec | |
| AKU POLE & LINE | <i>Lbs. Landed</i> <i>Lbs. Sold</i> <i>Ex-vessel Value (\$)</i> | * | * | * | * | * | * | * | * | * | * | * | * | * |
| LONGLINE | <i>Lbs. Landed</i> <i>Lbs. Sold</i> <i>Ex-vessel Value (\$)</i> | 1,845,508 | 2,006,842 | 1,501,293 | 2,088,907 | 2,083,515 | 1,740,426 | 1,822,813 | 1,490,755 | 1,519,632 | 1,803,337 | 1,685,989 | 2,175,057 | 21,764,074 |
| DEEP BOTTOM HL | <i>Lbs. Landed</i> <i>Lbs. Sold</i> <i>Ex-vessel Value (\$)</i> | 61,613 | 29,798 | 41,005 | 43,521 | 55,511 | 32,251 | 23,675 | 12,681 | 40,430 | 57,610 | 28,674 | 98,561 | 525,330 |
| TUNA HANDLINE | <i>Lbs. Landed</i> <i>Lbs. Sold</i> <i>Ex-vessel Value (\$)</i> | 67,631 | 89,097 | 29,075 | 128,977 | 83,729 | 82,532 | 170,029 | 154,146 | 279,697 | 148,790 | 77,408 | 103,733 | 1,414,844 |
| TROLL | <i>Lbs. Landed</i> <i>Lbs. Sold</i> <i>Ex-vessel Value (\$)</i> | 137,659 | 116,509 | 166,618 | 302,515 | 301,384 | 424,591 | 458,832 | 356,267 | 232,507 | 180,327 | 178,122 | 148,762 | 3,004,093 |
| ALL OTHER* | <i>Lbs. Landed</i> <i>Lbs. Sold</i> <i>Ex-vessel Value (\$)</i> | 86,158 | 72,518 | 108,468 | 95,310 | 168,301 | 107,375 | 197,546 | 160,178 | 186,887 | 196,685 | 111,513 | 176,758 | 1,667,697 |
| TOTAL | <i>Lbs. Landed</i> <i>Lbs. Sold</i> <i>Ex-vessel Value (\$)</i> | 2,198,569 | 2,314,764 | 1,846,459 | 2,659,230 | 2,692,440 | 2,387,175 | 2,672,895 | 2,174,027 | 2,259,153 | 2,386,749 | 2,081,706 | 2,702,871 | 28,376,038 |

*Due to low level of fishermen reporting and to preserve confidentiality, data for these methods are pooled under "ALL OTHER" group.

**CHART C.2
SEA LANDINGS FISHING METHOD ANNUAL 5 - YEAR TRENDS, 2005 - 2009**

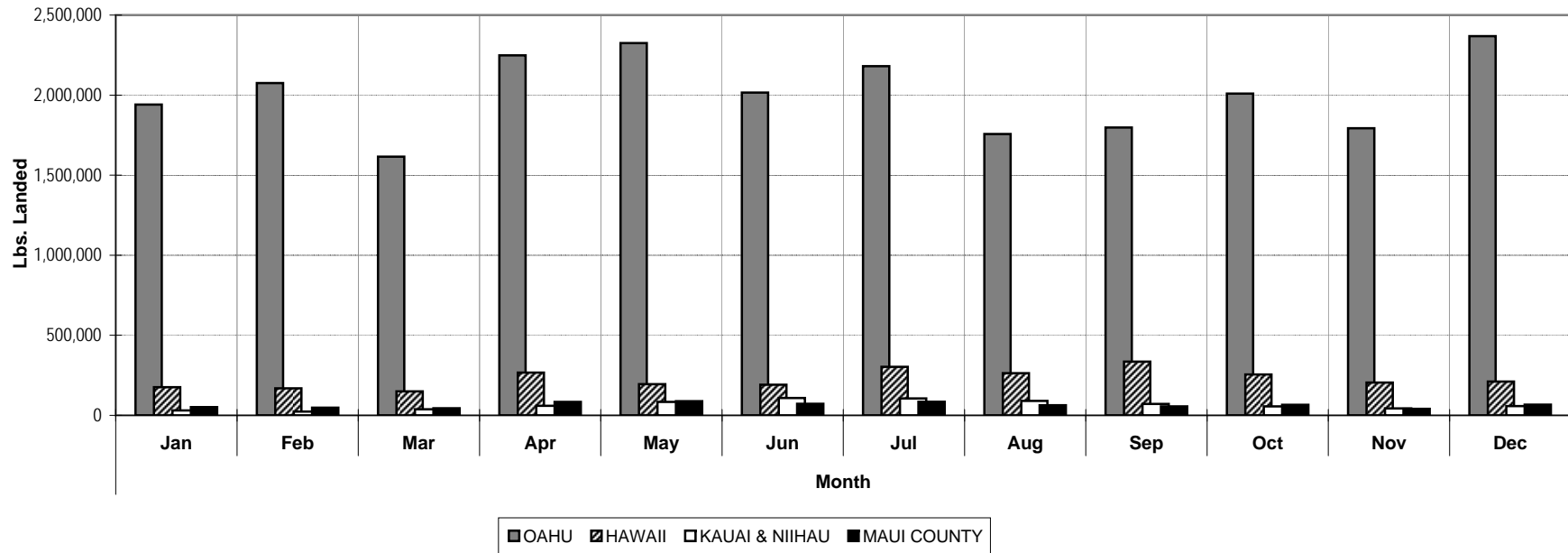


| <i>Calendar Year</i> | | <i>YEAR</i> | | | | |
|-----------------------|----------------------------------|-------------------|-------------------|-------------------|-------------------|-------------------|
| FISHING METHOD | | 2005 | 2006 | 2007 | 2008 | 2009 |
| AKU POLE & LINE | <i>Lbs. Landed</i> | 904,729 | 630,590 | 643,029 | 702,193 | * |
| | <i>Lbs. Sold</i> | | | | | |
| | <i>Value (Adj\$)¹</i> | | | | | |
| LONGLINE | <i>Lbs. Landed</i> | 18,793,030 | 16,426,235 | 23,942,579 | 25,526,099 | 21,764,074 |
| | <i>Lbs. Sold</i> | | | | | |
| | <i>Value (Adj\$)¹</i> | | | | | |
| DEEP BOTTOM HL | <i>Lbs. Landed</i> | 542,173 | 452,878 | 440,082 | 503,814 | 525,330 |
| | <i>Lbs. Sold</i> | | | | | |
| | <i>Value (Adj\$)¹</i> | | | | | |
| TUNA HANDLINE | <i>Lbs. Landed</i> | 1,798,220 | 1,551,050 | 1,780,969 | 1,180,948 | 1,414,844 |
| | <i>Lbs. Sold</i> | | | | | |
| | <i>Value (Adj\$)¹</i> | | | | | |
| TROLLING | <i>Lbs. Landed</i> | 2,601,029 | 2,605,936 | 2,914,415 | 3,020,589 | 3,004,093 |
| | <i>Lbs. Sold</i> | | | | | |
| | <i>Value (Adj\$)¹</i> | | | | | |
| ALL OTHER* | <i>Lbs. Landed</i> | 1,438,490 | 1,316,757 | 1,531,734 | 1,154,320 | 1,667,697 |
| | <i>Lbs. Sold</i> | | | | | |
| | <i>Value (Adj\$)¹</i> | | | | | |
| TOTAL | <i>Lbs. Landed</i> | 26,077,671 | 22,983,446 | 31,252,808 | 32,087,963 | 28,376,038 |
| | <i>Lbs. Sold</i> | | | | | |
| | <i>Value (Adj\$)¹</i> | | | | | |

¹ Honolulu Consumer Price Index (all wage earners)

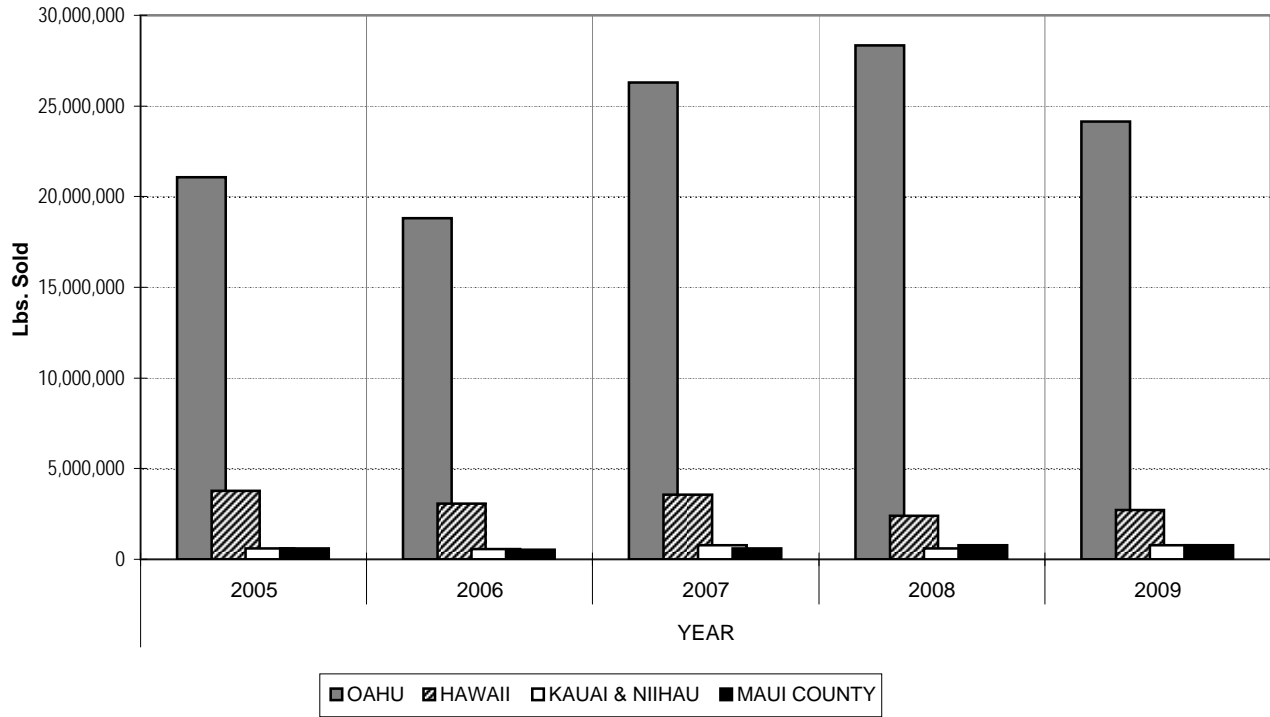
*Due to low level of fishermen reporting and to preserve confidentiality, data for these methods are pooled under "ALL OTHER" group.

**CHART D.1
SEA LANDINGS BY PORT ANNUAL MONTHLY TRENDS, 2009**



| Calendar Year 2009 | | Month | | | | | | | | | | | | TOTAL |
|--------------------|----------------------|-----------|-----------|-----------|-----------|-----------|-----------|-----------|-----------|-----------|-----------|-----------|-----------|------------|
| PORT | | Jan | Feb | Mar | Apr | May | Jun | Jul | Aug | Sep | Oct | Nov | Dec | |
| OAHU | Lbs. Landed | 1,941,207 | 2,075,035 | 1,615,163 | 2,248,505 | 2,325,274 | 2,015,536 | 2,180,648 | 1,756,795 | 1,797,317 | 2,009,954 | 1,792,986 | 2,368,133 | 24,126,553 |
| | Lbs. Sold | | | | | | | | | | | | | |
| | Ex-vessel Value (\$) | | | | | | | | | | | | | |
| HAWAII | Lbs. Landed | 175,558 | 168,427 | 149,887 | 267,038 | 194,872 | 191,262 | 302,571 | 263,457 | 335,385 | 255,405 | 204,800 | 210,717 | 2,719,379 |
| | Lbs. Sold | | | | | | | | | | | | | |
| | Ex-vessel Value (\$) | | | | | | | | | | | | | |
| KAUAI & NIIHAU | Lbs. Landed | 30,593 | 23,591 | 37,649 | 59,582 | 84,287 | 107,870 | 105,153 | 90,531 | 70,963 | 55,603 | 43,295 | 57,749 | 766,866 |
| | Lbs. Sold | | | | | | | | | | | | | |
| | Ex-vessel Value (\$) | | | | | | | | | | | | | |
| MAUI COUNTY | Lbs. Landed | 51,211 | 47,711 | 43,760 | 84,105 | 88,007 | 72,507 | 84,523 | 63,244 | 55,488 | 65,787 | 40,625 | 66,272 | 763,240 |
| | Lbs. Sold | | | | | | | | | | | | | |
| | Ex-vessel Value (\$) | | | | | | | | | | | | | |
| TOTAL | Lbs. Landed | 2,198,569 | 2,314,764 | 1,846,459 | 2,659,230 | 2,692,440 | 2,387,175 | 2,672,895 | 2,174,027 | 2,259,153 | 2,386,749 | 2,081,706 | 2,702,871 | 28,376,038 |
| | Lbs. Sold | | | | | | | | | | | | | |
| | Ex-vessel Value (\$) | | | | | | | | | | | | | |

**CHART D.2
SEA LANDINGS BY PORT ANNUAL 5-YEAR TRENDS, 2005 - 2009**



| Calendar Year | | YEAR | | | | |
|--------------------------|----------------------------------|-------------------|-------------------|-------------------|-------------------|-------------------|
| PORT | | 2005 | 2006 | 2007 | 2008 | 2009 |
| OAHU | <i>Lbs. Landed</i> | 21,070,202 | 18,827,011 | 26,290,499 | 28,332,275 | 24,126,553 |
| | <i>Lbs. Sold</i> | | | | | |
| | <i>Value (Adj\$)¹</i> | | | | | |
| HAWAII | <i>Lbs. Landed</i> | 3,783,954 | 3,085,746 | 3,560,967 | 2,395,659 | 2,719,379 |
| | <i>Lbs. Sold</i> | | | | | |
| | <i>Value (Adj\$)¹</i> | | | | | |
| KAUAI & NIIH. | <i>Lbs. Landed</i> | 608,922 | 554,203 | 791,542 | 594,939 | 766,866 |
| | <i>Lbs. Sold</i> | | | | | |
| | <i>Value (Adj\$)¹</i> | | | | | |
| MAUI COUNT | <i>Lbs. Landed</i> | 614,593 | 516,486 | 609,800 | 765,090 | 763,240 |
| | <i>Lbs. Sold</i> | | | | | |
| | <i>Value (Adj\$)¹</i> | | | | | |
| TOTAL | <i>Lbs. Landed</i> | 26,077,671 | 22,983,446 | 31,252,808 | 32,087,963 | 28,376,038 |
| | <i>Lbs. Sold</i> | | | | | |
| | <i>Value (Adj\$)¹</i> | | | | | |

¹ Honolulu Consumer Price Index (all wage earners)

APPENDICES
Statistical Tables
Calendar 2009

Appendix A - Sea Landings by Species

| SPECIES | LBS. LANDED | LBS. SOLD | VALUE(\$) | SPECIES | LBS. LANDED | LBS. SOLD | VALUE(\$) |
|-----------------------------------|------------------------|----------------------|------------------|------------------------------|------------------------|----------------------|------------------|
| TUNAS | | | | AKULE/OPELU | | | |
| Aku | 874,387 | | | Akule | 253,708 | | |
| Bigeye | 10,800,988 | | | Hahalalu | 47,916 | | |
| Kawakawa | 10,777 | | | Opelu | 315,618 | | |
| Keokeo | 165 | | | Opelu Mama | 26 | | |
| Tombo | 678,122 | | | SUBTOTAL | 617,268 | | |
| Yellowfin | 2,852,111 | | | JACKS | | | |
| Unclassified | 12,755 | | | Barred-jack | 105 | | |
| SUBTOTAL | 15,229,305 | | | Butaguchi | 5,069 | | |
| BILLFISHES & SWORDFISH | | | | Dobe | 5,183 | | |
| Black marlin | 4,529 | | | Gunkan | 621 | | |
| Blue marlin | 1,147,999 | | | Kagami | 201 | | |
| Sailfish | 23,144 | | | Kamanu | 3,203 | | |
| Shortbill spearfish | 267,053 | | | Lae | 298 | | |
| Striped marlin | 645,114 | | | Menpachi (sasa) | 795 | | |
| Swordfish | 3,879,375 | | | No-bite | --- | | |
| Unclassified | 648 | | | Omaka | 238 | | |
| SUBTOTAL | 5,967,862 | | | Omilu | 7,877 | | |
| MISC. PELAGIC FISHES | | | | Paopao | 93 | | |
| Kaku | 20,414 | | | Papa | 6,157 | | |
| Mahimahi | 1,430,666 | | | White | 14,346 | | |
| Malolo | 8 | | | Unclass./misc. | 446 | | |
| Mola mola ² | --- | | | SUBTOTAL | 44,632 | | |
| Monchong | 630,324 | | | INSHORE FISHES | | | |
| Ono | 747,310 | | | <i>Parrotfishes</i> | | | |
| Opah | 1,876,225 | | | Panuhunuhu | 339 | | |
| Walu | 526,509 | | | Panunu | 47 | | |
| SUBTOTAL | 5,231,456 | | | Uhu | 50,089 | | |
| DEEP BOTTOMFISHES | | | | <i>Goatfishes</i> | | | |
| Alfonsin | 131 | | | Kumu | 5,975 | | |
| Aweoweo (Deepsea) | 22 | | | Malu | 125 | | |
| Ehu | 32,976 | | | Moano | 4,617 | | |
| Golden kale | 223 | | | Moana kali | 1,439 | | |
| Hapuupuu | 22,497 | | | Munu | 622 | | |
| Hauliuli | 13 | | | Weke nono | 4,791 | | |
| Hogo | 2,499 | | | Weke, red | 32,316 | | |
| Kahala | 13,715 | | | Weke, white | 4,017 | | |
| Kalekale | 13,145 | | | Weke, pueo ² | --- | | |
| Lehi | 14,479 | | | Weke (unclass.) ² | 291 | | |
| Opakapaka | 165,524 | | | <i>Surgeonfishes</i> | | | |
| Randall snapper | 54 | | | Api | 52 | | |
| Taape | 38,707 | | | Black kole | 281 | | |
| Ukikiki (gindai) | 5,298 | | | Kala | 24,724 | | |
| Uku | 121,475 | | | Kalalei | 2,069 | | |
| Ulaula (onaga) | 81,477 | | | Kole | 4,134 | | |
| Yellow-tail kale | 49 | | | Maiii | 21 | | |
| SUBTOTAL | 512,284 | | | Maiko | 3,491 | | |
| | | | | Maikoiko ² | --- | | |
| | | | | Manini | 12,177 | | |

²Due to low level of fishermen reporting and to preserve confidentiality, data for these species are pooled under their respective species group unclassified/miscellaneous or the Unclass./Misc. category.

| SPECIES | LBS. LANDED | LBS. SOLD | VALUE(\$) | SPECIES | LBS. LANDED | LBS. SOLD | VALUE(\$) |
|-------------------------------------|----------------|--------------|-----------|---------------------------------------|-------------------|--------------|-----------|
| INSHORE FISHES(cont.) | | | | SHARKS | | | |
| <i>Surgeonfishes(cont.)</i> | | | | Hammerhead | --- | | |
| Naenae | 6,455 | | | Mako | 234,305 | | |
| Opelu kala | 4,530 | | | Oceanic whitetip | --- | | |
| Pakuikui | 1,014 | | | Thresher | 61,899 | | |
| Pala ² | --- | | | Unclass/misc | 874 | | |
| Palani | 24,004 | | | SUBTOTAL | 297,078 | | |
| Pualu | 5,092 | | | LOBSTERS | | | |
| <i>Damselfishes</i> | | | | Ula, Green spiny | 11,445 | | |
| Kupipi | 73 | | | Ula, Red spiny | 2,918 | | |
| Maomao | 1,809 | | | Spiny (unclass./misc.) | 15,111 | | |
| <i>Squirrelfishes</i> | | | | Haanii (slipper) | 84 | | |
| Alaihi | 243 | | | Squammosus ² | --- | | |
| Alaihi Mama | 98 | | | Slipper (unclass./misc.) ² | --- | | |
| Pauu | --- | | | SUBTOTAL | 29,558 | | |
| Uu | 52,167 | | | CRABS | | | |
| <i>Wrasses</i> | | | | Aama ² | --- | | |
| Aawa | 4,929 | | | Kona | 9,427 | | |
| Hilu ² | --- | | | Kuahonu | 36,441 | | |
| Hinalea | 93 | | | Moala ² | --- | | |
| Kupoupou | 26 | | | Samoan | 2,289 | | |
| Laenihi | 2,466 | | | Crab (unclass./misc.) | 206 | | |
| Mallatea ² | --- | | | SUBTOTAL | 48,363 | | |
| Opule ² | --- | | | SHRIMP | | | |
| Poou | 68 | | | Ensifer ² | --- | | |
| Unclass./misc. ² | 63 | | | Laevigatus ² | --- | | |
| <i>Miscellaneous Inshore Fishes</i> | | | | SUBTOTAL | --- | | |
| Ahaaha | 1,100 | | | OTHER ANIMALS | | | |
| Aholehole | 4,180 | | | Hee (day tako) | 30,348 | | |
| Amaama | 8,140 | | | Hee (night tako) ² | --- | | |
| Awa | 1,118 | | | Hee (unclass./misc.) ² | 167 | | |
| Awaawa | 1,642 | | | Lole (sea cucumber) ² | --- | | |
| Aweoweo | 2,752 | | | Muhee (squid) | 3,820 | | |
| Gold spot herring ² | --- | | | Opihi makaiauli | 3,695 | | |
| Hihimanu ² | --- | | | Opihi 'alina | 18,484 | | |
| Humuhumu | 2,015 | | | Opihi (unclass.) | 470 | | |
| Iheihe | 107 | | | Hawae ² | --- | | |
| Kawelea | 1,591 | | | Wana ² | --- | | |
| Lauwiliwili ² | --- | | | SUBTOTAL | 56,984 | | |
| Makiawa ² | --- | | | SHELLS | | | |
| Moi | 557 | | | SUBTOTAL | n/a | | |
| Mu | 4,643 | | | SEAWEEDS | | | |
| Nenu | 14,479 | | | Limu kohu | 3,434 | | |
| Nohu | 1,142 | | | Limu ogo | 1,919 | | |
| Nunu | 77 | | | Limu wawaeiole | 4,763 | | |
| Oililepe | 994 | | | Unclass./misc. | 286 | | |
| Oio | 8,531 | | | SUBTOTAL | 10,402 | | |
| Oopuhue | 21 | | | Unclass./misc. ² | 5,129 | | |
| Pakii | 31 | | | TOTAL | 28,376,038 | | |
| Poopaa | 520 | | | | | | |
| Puhi (brown) | 314 | | | | | | |
| Puhi (white) | 80 | | | | | | |
| Puhi (misc.) | 1,470 | | | | | | |
| Roi | 3,245 | | | | | | |
| Tilapia | 7,573 | | | | | | |
| Toau | 3,980 | | | | | | |
| Uouoa | 420 | | | | | | |
| Upapalu | 5 | | | | | | |
| Wahanui | 243 | | | | | | |
| SUBTOTAL | 325,717 | | | | | | |

Appendix B - Sea Landings by Fishing Method

| FISHING METHOD | LBS. LANDED | LBS. SOLD | VALUE(\$) |
|-------------------------------------|-------------------|--------------|-----------|
| Aku pole & line ³ | -- | | |
| Longline | 21,764,074 | | |
| Deepbottom handline | 525,330 | | |
| Inshore handline | 374,030 | | |
| Tuna handline | 1,414,844 | | |
| Other handline | 4,549 | | |
| Trolling | 3,004,093 | | |
| Diving | 155,292 | | |
| Net | 482,244 | | |
| Trap | 58,945 | | |
| Rod & reel (casting, dunking, etc.) | 50,123 | | |
| Handpick (limu & opihi) | 33,000 | | |
| Unclass./Misc. ³ | 509,514 | | |
| TOTAL | 28,376,038 | | |

Appendix C - Sea Landings by Island

| ISLAND | LBS. LANDED | LBS. SOLD | VALUE(\$) |
|--------------------|-------------------|--------------|-----------|
| Oahu | 24,126,553 | | |
| Hawaii | 2,719,379 | | |
| Maui | 694,560 | | |
| Kauai & Niihau | 766,866 | | |
| Molokai | 49,205 | | |
| Lanai | 19,475 | | |
| STATE TOTAL | 28,376,038 | | |

Appendix D - Sea Landings by Area Fished

| AREA (area catch code) | LBS. LANDED | LBS. SOLD | VALUE(\$) |
|---|----------------|--------------|-----------|
| Main Hawaiian Islands (refer to Fisheries Chart No. 1) | | | |
| Kaula (508,528) | 43,121 | | |
| Kaulakahi Channel (521,525) | 28,922 | | |
| Niihau (505-506,526,527) | 47,167 | | |
| Makahuena Pt. - Kekaha (500,520) | 285,561 | | |
| Barking Sands - Na Pali Coast (501-502,522) | 40,361 | | |
| Hanalei - Moloa'a Bay (503,523) | 86,951 | | |
| Anahola - Nawiliwili (504,524) | 225,801 | | |
| Sand Is. - Ala Wai (400,420) | 35,499 | | |
| Pearl Harbor - Barbers Pt. (401,421) | 305,144 | | |
| Barbers Pt. - Kaena Pt. (402-403,422-423) | 885,949 | | |
| Kaena Pt. - Kahuku (404-405,424-425) | 373,471 | | |
| Laie Pt. - Kahana Bay (406-426) | 132,723 | | |
| Kaneohe Bay (407,427) | 214,216 | | |
| Kailua Bay - Makapuu Pt. (408,428) | 31,525 | | |
| Makapuu Pt. - Diamond Head (409) | 22,841 | | |

Appendix D - Sea Landings by Area Fished (cont.)

| AREA (area catch code) | LBS. LANDED | LBS. SOLD | VALUE(\$) |
|---|-------------------|--------------|-----------|
| Kawai (Molokai) Channel (332,429) | 19,137 | | |
| Penguin Bank (331) | 116,712 | | |
| Kealaikahiki Channel (327) | 43,402 | | |
| Alenuihaha Channel (324-325) | 99,282 | | |
| Auau, Kalohi & Pailolo Channels (321) | 24,571 | | |
| Alalakeiki Channel (320) | 78,019 | | |
| Molokai (310-314,333) | 41,354 | | |
| Lanai (308-309,328) | 102,609 | | |
| Kahoolawe (306-307,326) | 55,686 | | |
| Makena - Hana (304-305) | 42,283 | | |
| Hana - Kahului (302-303,322-323) | 196,110 | | |
| Honolua - Lahaina (301) | 5,350 | | |
| Lahaina - Makena (300) | 49,555 | | |
| Miloli - South Pt. (100,108,120,128) | 200,350 | | |
| Punaluu - Kalapana (107,127) | 77,111 | | |
| Kona Coast (101,121) | 1,153,379 | | |
| Keahole - Kawaihae (102,122) | 217,144 | | |
| Kohala - Hamakua Coast (103-104,123-124) | 28,661 | | |
| Hilo (105,125) | 154,574 | | |
| Puna - Kalapana (106,126) | 391,272 | | |
| Other (all other area codes from Fisheries Chart No. 1 not listed above) | 238,711 | | |
| SUBTOTAL | 6,094,524 | | |
| Northwestern Hawaiian Islands offshore - 200 mile EEZ (refer to Fisheries Chart No. 2) | | | |
| Nihoa (16223C,16123A,16222I) ³ | --- | | |
| Twin Bank (16323C,16223A) ³ | --- | | |
| Brooks Bank (16624A,16623G) ³ | --- | | |
| St. Rogation (16724F,16724C) ³ | --- | | |
| Gardner Pinnacles (16825C,16725A,16824I,16824F,16724G,16724D) ³ | --- | | |
| Maro Reef (17025D, 17025E, 17025A, 17025B) ³ | --- | | |
| Laysan ³ | --- | | |
| North Hampton (17225E, 17225F, 17225C) ³ | --- | | |
| Pioneer Bank (17326B, 17326C, 17325H, 17325I) ³ | --- | | |
| Lisianski (17426C, 17326A, 17425I, 17325G) ³ | --- | | |
| Other (all other areas codes from Fisheries Chart No. 2 not listed above) ³ | 79,258 | | |
| SUBTOTAL | 79,258 | | |
| Other areas (not in Fisheries Charts 1 & 2) (other mid-ocean and missing area fished codes) | 22,202,256 | | |
| TOTAL | 28,376,038 | | |

³Due to low level of fishermen reporting and to preserve confidentiality, data for these fishing methods and areas pooled under their respective group totals.

Appendix E - FAD Catches by Island and species

Hawaii FADs

| SPECIES | A | B | C | D | E | F | G | HK | KH | OTEC | QQ | RN | SS | TT | UU | VV | XX | ZZ |
|---------------------|------------|---------------|---------------|---------------|---------------|---------------|--------------|-----------|---------------|---------------|---------------|--------------|--------------|--------------|--------------|---------------|--------------|--------------|
| Aku | -- | 1,774 | 11,276 | 4,628 | 850 | 682 | 4,188 | -- | 2,880 | 2,814 | 3,276 | ** | -- | 692 | 771 | 300 | 622 | 13 |
| Bigeye | -- | 1,089 | 2,336 | ** | -- | 1,416 | ** | ** | ** | 6,802 | ** | -- | ** | 623 | 183 | ** | ** | -- |
| Kawakawa | -- | ** | -- | -- | -- | -- | -- | -- | -- | -- | ** | -- | -- | -- | -- | -- | -- | -- |
| Tombo | -- | 5,058 | 10,089 | -- | ** | ** | -- | -- | ** | ** | -- | ** | ** | ** | 1,318 | 2,911 | -- | -- |
| Yellowfin | ** | 9,394 | 27,268 | 7,616 | 6,214 | 8,687 | 2,395 | ** | 5,959 | 8,099 | 11,728 | 2,912 | 3,465 | 5,665 | 1,621 | 2,066 | 690 | 64 |
| Tuna (misc.) | -- | ** | ** | ** | -- | -- | -- | -- | ** | ** | -- | -- | -- | -- | -- | ** | -- | ** |
| Black marlin | -- | -- | ** | -- | -- | -- | -- | -- | ** | -- | -- | -- | -- | -- | -- | -- | -- | -- |
| Blue marlin | -- | 1,763 | 6,275 | 937 | ** | 2,709 | 1,501 | -- | 792 | 3,138 | ** | -- | -- | ** | 733 | 2,387 | -- | -- |
| Sailfish | -- | -- | -- | ** | -- | -- | -- | -- | -- | -- | -- | -- | -- | -- | -- | -- | -- | -- |
| Shortbill spearfish | -- | -- | ** | -- | ** | ** | ** | -- | -- | -- | -- | -- | -- | -- | -- | -- | -- | ** |
| Striped marlin | -- | ** | 219 | -- | -- | ** | -- | -- | -- | 304 | -- | -- | -- | ** | -- | -- | -- | -- |
| Swordfish | -- | -- | 353 | ** | -- | ** | -- | -- | ** | -- | ** | -- | -- | -- | ** | ** | -- | -- |
| Mahimahi | ** | 1,497 | 2,168 | 5,905 | 5,152 | 3,087 | 413 | ** | 7,433 | 4,156 | 2,723 | 1,952 | 1,752 | 1,171 | 724 | 815 | 703 | 3,524 |
| Monchong | -- | -- | -- | -- | -- | -- | -- | -- | -- | -- | -- | -- | -- | -- | -- | ** | -- | -- |
| Ono | ** | 1,765 | 2,103 | 1,361 | 897 | 277 | ** | ** | 2,774 | 1,249 | 1,305 | 514 | 1,345 | 997 | 1,037 | 373 | 65 | 105 |
| Kaku | -- | -- | -- | ** | -- | -- | -- | -- | -- | -- | -- | -- | -- | -- | -- | -- | -- | -- |
| Kamanu | -- | ** | -- | -- | -- | -- | -- | -- | -- | -- | -- | ** | -- | -- | -- | -- | -- | -- |
| Kawalea | -- | -- | -- | -- | -- | -- | -- | -- | -- | -- | ** | -- | -- | -- | -- | -- | -- | -- |
| Humuhumu | -- | -- | -- | ** | -- | -- | ** | -- | ** | -- | -- | -- | -- | -- | -- | -- | -- | -- |
| Akule | -- | -- | -- | -- | -- | -- | -- | -- | -- | -- | -- | -- | -- | -- | -- | ** | -- | -- |
| Opelu | -- | ** | ** | -- | -- | -- | -- | -- | -- | -- | -- | -- | -- | -- | ** | ** | -- | -- |
| Squid | -- | -- | -- | -- | ** | ** | ** | -- | ** | -- | ** | -- | -- | -- | -- | -- | -- | -- |
| Uku | -- | -- | -- | -- | -- | ** | -- | -- | -- | -- | -- | -- | -- | -- | -- | -- | -- | -- |
| Walu | -- | -- | -- | -- | -- | -- | -- | -- | ** | -- | -- | -- | -- | -- | -- | -- | -- | -- |
| Hammerhead Shark | -- | -- | -- | -- | ** | -- | -- | -- | -- | -- | -- | -- | -- | -- | -- | -- | -- | -- |
| Mako Shark | -- | -- | -- | -- | -- | -- | -- | -- | ** | -- | -- | -- | -- | -- | -- | -- | -- | -- |
| White Ulua/Papio | -- | -- | ** | -- | -- | -- | -- | -- | ** | -- | -- | -- | -- | -- | -- | -- | -- | -- |
| Unclass./Misc.** | 648 | 347 | 793 | 291 | 683 | 1,382 | 153 | -- | 1,168 | -- | 357 | -- | 582 | 641 | -- | 1,204 | -- | -- |
| TOTAL | 648 | 22,687 | 62,880 | 20,738 | 13,796 | 18,240 | 8,650 | ** | 21,006 | 26,562 | 19,389 | 5,378 | 7,144 | 9,789 | 6,387 | 10,056 | 2,080 | 3,706 |

Oahu FADs

| SPECIES | J | P | R | S | T | U | V | X | BO | CO | HH | II | LL | MM |
|---------------------|--------------|---------------|---------------|---------------|------------|---------------|---------------|---------------|---------------|---------------|----------------|---------------|---------------|---------------|
| Aku | 1,611 | 20,280 | 6,802 | 1,656 | -- | 5,721 | 570 | 6,928 | 2,212 | 18,708 | 70,492 | 3,556 | 35,232 | 21,111 |
| Bigeye | ** | 90 | ** | -- | -- | ** | -- | 411 | -- | 595 | 404 | ** | 182 | 6,866 |
| Kawakawa | -- | ** | 1,426 | 294 | -- | -- | 167 | ** | ** | ** | ** | ** | -- | -- |
| Keokeo | -- | -- | ** | -- | -- | -- | ** | -- | -- | -- | -- | -- | -- | -- |
| Tombo | -- | -- | -- | -- | -- | -- | -- | -- | ** | -- | -- | -- | -- | -- |
| Yellowfin | 3,626 | 1,106 | 11,398 | 10,697 | 72 | 5,617 | 3,623 | 19,494 | 6,538 | 27,837 | 51,890 | 3,833 | 17,124 | 12,517 |
| Tuna (misc.) | -- | -- | -- | -- | -- | -- | -- | -- | -- | -- | ** | -- | -- | -- |
| Black marlin | -- | -- | -- | -- | -- | -- | -- | -- | -- | -- | -- | ** | -- | -- |
| Blue marlin | 933 | 513 | 9,258 | 7,288 | -- | 798 | 6,620 | 3,051 | 2,516 | 5,579 | 5,645 | 1,419 | 2,208 | 1,507 |
| Sailfish | -- | -- | -- | -- | -- | -- | -- | -- | -- | -- | -- | -- | -- | -- |
| Shortbill spearfish | ** | -- | ** | ** | -- | -- | -- | ** | ** | ** | ** | -- | ** | ** |
| Striped marlin | ** | -- | 1,718 | 740 | -- | -- | 449 | 95 | ** | 204 | 534 | 384 | ** | ** |
| Billfish (misc.) | -- | -- | -- | -- | -- | -- | -- | -- | -- | -- | -- | -- | -- | -- |
| Kaku | -- | -- | -- | -- | -- | -- | -- | -- | -- | ** | ** | -- | -- | -- |
| Mahimahi | 3,210 | 13,719 | 1,340 | 1,460 | 475 | 2,287 | 1,754 | 12,650 | 3,762 | 14,117 | 12,131 | 7,478 | 7,391 | 4,152 |
| Ono | 92 | 964 | 712 | 282 | -- | 147 | 436 | 919 | 227 | 663 | 877 | 443 | 735 | 457 |
| Kahala | -- | -- | -- | -- | -- | -- | -- | -- | -- | ** | -- | -- | -- | -- |
| Akule | -- | -- | 90 | -- | -- | -- | 292 | -- | -- | -- | -- | -- | -- | -- |
| Opelu | -- | -- | 2,212 | 4,375 | -- | -- | 5,253 | -- | -- | ** | -- | -- | -- | -- |
| Kamanu | -- | -- | -- | -- | -- | -- | -- | -- | -- | ** | -- | -- | -- | -- |
| Squid | -- | -- | ** | -- | -- | -- | -- | -- | -- | -- | -- | -- | -- | -- |
| Uku | -- | -- | -- | -- | -- | -- | ** | -- | -- | ** | -- | -- | -- | -- |
| White Ulua/Papio | -- | -- | -- | -- | -- | -- | ** | -- | -- | ** | -- | -- | ** | -- |
| Unclass./Misc.** | 273 | -- | 86 | 69 | -- | 209 | 232 | 69 | 187 | 697 | 103 | 219 | 204 | -- |
| TOTAL | 9,745 | 36,672 | 35,042 | 26,861 | 547 | 14,779 | 19,396 | 43,617 | 15,442 | 68,400 | 142,076 | 17,332 | 63,076 | 46,610 |

**Due to low level of fishermen reporting and to preserve confidentiality, data for these FADs by species are not listed.

Maui, Kahoolawe, Lanai, and Molokai FADs

| <i>SPECIES</i> | <i>K</i> | <i>M</i> | <i>N</i> | <i>O</i> | <i>Q</i> | <i>CC</i> | <i>DD</i> | <i>FF</i> | <i>HO</i> | <i>HS</i> | <i>JJ</i> | <i>MC</i> | <i>NL</i> | <i>SO</i> |
|---------------------|--------------|---------------|---------------|-----------|---------------|------------|-----------|-----------|---------------|-----------|---------------|---------------|------------|--------------|
| Aku | 110 | 3,292 | 4,472 | ** | 5,969 | ** | -- | -- | 10,431 | ** | 7,232 | 5,216 | ** | 176 |
| Bigeye | ** | 3,006 | 1,998 | -- | 1,911 | -- | -- | -- | 2,020 | -- | 6,538 | 2,087 | ** | ** |
| Kawakawa | ** | ** | -- | -- | -- | -- | -- | -- | ** | -- | -- | -- | -- | -- |
| Keokeo | -- | -- | -- | -- | -- | -- | -- | -- | -- | -- | -- | ** | -- | -- |
| Tombo | -- | -- | -- | -- | -- | -- | -- | -- | ** | -- | ** | -- | -- | -- |
| Yellowfin | 439 | 10,813 | 8,411 | -- | 14,075 | ** | -- | -- | 15,625 | -- | 23,785 | 5,095 | ** | 85 |
| Tuna (misc.) | -- | ** | -- | -- | -- | -- | -- | -- | -- | -- | -- | -- | ** | ** |
| Blue marlin | 633 | ** | ** | -- | 420 | -- | -- | -- | 1,414 | -- | 1,054 | 1,149 | -- | ** |
| Sailfish | -- | -- | ** | -- | -- | -- | -- | -- | ** | -- | -- | -- | -- | -- |
| Shortbill spearfish | -- | -- | ** | -- | ** | -- | -- | -- | -- | -- | ** | -- | -- | -- |
| Striped marlin | ** | -- | ** | -- | -- | -- | -- | -- | -- | -- | ** | ** | -- | -- |
| Kaku | -- | -- | -- | -- | -- | -- | -- | -- | -- | -- | -- | ** | -- | -- |
| Mahimahi | 1,562 | 4,671 | 7,747 | ** | 12,335 | ** | ** | -- | 20,192 | ** | 6,157 | 3,740 | 438 | 2829 |
| Ono | 405 | 1,316 | 1,078 | -- | 1,746 | 124 | -- | -- | 2,458 | -- | 1,778 | 180 | ** | 314 |
| Uku | -- | -- | -- | -- | -- | -- | -- | -- | -- | -- | -- | ** | -- | -- |
| Opelu | -- | -- | -- | -- | -- | -- | -- | -- | -- | -- | -- | ** | -- | -- |
| Kamanu | -- | -- | -- | -- | ** | -- | -- | -- | ** | -- | -- | -- | -- | -- |
| Unclass./Misc.** | 214 | 213 | 942 | -- | 79 | -- | -- | -- | 146 | -- | 246 | 662 | 346 | 638 |
| TOTAL | 3,363 | 23,311 | 24,648 | ** | 36,535 | 124 | ** | 0 | 52,286 | ** | 46,790 | 18,129 | 784 | 4,042 |

Kauai FADs

| <i>SPECIES</i> | <i>Z</i> | <i>AA</i> | <i>BB</i> | <i>CK</i> | <i>DK</i> | <i>EK</i> | <i>KK</i> | <i>PP</i> | <i>WK</i> |
|---------------------|--------------|--------------|--------------|---------------|--------------|---------------|---------------|---------------|---------------|
| Aku | 337 | ** | ** | 598 | ** | 87 | 229 | 1,085 | 1,392 |
| Bigeye | -- | -- | 1,165 | -- | -- | ** | ** | ** | -- |
| Kawakawa | ** | -- | -- | -- | -- | -- | -- | -- | -- |
| Tombo | -- | -- | -- | ** | -- | -- | -- | -- | -- |
| Yellowfin | 3,247 | ** | 6,179 | 17,058 | 1,362 | 6,976 | 14,336 | 34,015 | 13,270 |
| Black marlin | ** | -- | -- | -- | -- | -- | -- | -- | -- |
| Blue marlin | ** | ** | -- | ** | -- | ** | ** | 865 | ** |
| Sailfish | -- | -- | -- | -- | -- | -- | -- | ** | -- |
| Shortbill spearfish | -- | -- | -- | -- | ** | -- | ** | ** | -- |
| Striped marlin | ** | -- | -- | ** | -- | -- | ** | -- | -- |
| Swordfish | ** | -- | -- | ** | -- | -- | -- | -- | -- |
| Kaku | -- | -- | -- | -- | -- | ** | -- | -- | -- |
| Mahimahi | 170 | 425 | 438 | 1,186 | ** | 709 | 2,010 | 1,364 | 673 |
| Ono | 134 | ** | 47 | 512 | ** | 431 | 2,502 | 1,315 | ** |
| Kahala | -- | -- | -- | -- | -- | ** | -- | -- | -- |
| Opelu | -- | ** | -- | -- | -- | -- | ** | -- | -- |
| Kamanu | -- | -- | -- | -- | -- | ** | -- | ** | -- |
| Uku | -- | -- | -- | -- | -- | -- | ** | -- | -- |
| Unclass./Misc.** | 1,888 | 1,056 | -- | 737 | 346 | 5,555 | 987 | 153 | 591 |
| TOTAL | 5,776 | 1,481 | 7,829 | 20,091 | 1,708 | 13,758 | 20,064 | 38,797 | 15,926 |

Other FADs

| <i>SPECIES</i> | <i>MO</i> | <i>W2</i> | <i>W3</i> | <i>W8</i> |
|------------------|---------------|---------------|---------------|--------------|
| Aku | 7,966 | ** | ** | ** |
| Bigeye | 5,900 | 10,088 | 8,851 | 897 |
| Yellowfin | 5,347 | 6,358 | 35,425 | 4,346 |
| Tuna (misc.) | ** | -- | -- | -- |
| Blue marlin | ** | -- | ** | ** |
| Striped marlin | -- | -- | ** | -- |
| Mahimahi | 2,053 | 1,560 | 7,674 | 819 |
| Monchong | -- | -- | ** | -- |
| Opelu | ** | -- | -- | -- |
| Uku | ** | -- | -- | -- |
| Walu | -- | -- | ** | -- |
| Unclass./Misc.** | 2,105 | 241 | 242 | -- |
| TOTAL | 23,371 | 18,247 | 52,192 | 6,062 |

**Due to low level of fishermen reporting and to preserve confidentiality, data for these FADs by species are not listed.

Appendix F - FAD Catches by Island, FAD and Fishing Trip Count

| Island | FAD | Location | # Mon. on Station | Fishing Method | | | | | | | | | | | | |
|--------|------------|---------------|-------------------|----------------|---------|------------|---------------|---------|------------|----------|---------|------------|-------|---------|------------|-----|
| | | | | Trolling | | | Tuna Handline | | | Aku boat | | | Other | | | |
| | | | | Lbs. | # Trips | Lbs./ Trip | Lbs. | # Trips | Lbs./ Trip | Lbs. | # Trips | Lbs./ Trip | Lbs. | # Trips | Lbs./ Trip | |
| Hawaii | A | South Pt. | 12.0 | 648 | 4 | 162.0 | | | | | | | | | | |
| | B | Miloli'i | 12.0 | 8,069 | 186 | 43.4 | 13,458 | 110 | 122.3 | | | | 1,175 | 16 | 73.4 | |
| | C | Loa Pt. | 12.0 | 32,763 | 454 | 72.2 | 28,538 | 267 | 106.9 | | | | 1,579 | 27 | 58.5 | |
| | D | Kumukahi | 6.7 | 15,777 | 87 | 181.3 | 3,191 | 21 | 152.0 | | | | | | | *** |
| | E | Leleiwi | 6.6 | 11,934 | 81 | 147.3 | 1,736 | 16 | 108.5 | | | | | | | *** |
| | F | Kailua-Kona | 11.5 | 11,777 | 175 | 67.3 | 5,780 | 29 | 199.3 | | | | 683 | 7 | 97.6 | |
| | G | Pepe'ekeo | 3.6 | 5,869 | 36 | 163.0 | 2,604 | 9 | 289.3 | | | | | | | *** |
| | HK | Hakalau | 1.1 | 927 | 6 | 154.5 | | | | | | | | | | |
| | KH | Kahena | 7.6 | 16,942 | 92 | 184.2 | 3,869 | 24 | 161.2 | | | | | | | *** |
| | OT | Waikoloa Pt. | 9.7 | 24,898 | 164 | 151.8 | 2,033 | 17 | 119.6 | | | | | | | *** |
| | QQ | Makuu | 12.0 | 13,927 | 124 | 112.3 | 4,249 | 28 | 151.8 | | | | 1,213 | 12 | 101.1 | |
| | RN | Palima Pt. | 12.0 | 2,774 | 25 | 111.0 | 2,837 | 27 | 105.1 | | | | | | | *** |
| | SS | Apua Pt. | 12.0 | 3,749 | 15 | 249.9 | 3,334 | 7 | 476.3 | | | | | | | *** |
| | TT | Kanewa'a | 12.0 | 7,497 | 97 | 77.3 | 2,251 | 32 | 70.3 | | | | | | | *** |
| | UU | Auau | 9.7 | 3,973 | 119 | 33.4 | 2,508 | 43 | 58.3 | | | | | | | *** |
| | VV | Kahalu'u | 12.0 | 4,086 | 90 | 45.4 | 5,135 | 33 | 155.6 | | | | 838 | 15 | 55.9 | |
| | XX | Puako | 7.1 | 3,263 | 25 | 130.5 | | | | | | | | | | |
| ZZ | Waima Pt. | 12.0 | 3,749 | 58 | 64.6 | | | | | | | | | | | |
| Oahu | J | Waiale'e | 6.7 | 9,404 | 65 | 144.7 | | | | *** | | | | | *** | |
| | P | Penguin Banks | 7.7 | 17,078 | 98 | 174.3 | | | | *** | | | | | *** | |
| | R | Makaha | 12.0 | 29,968 | 301 | 99.6 | | | | | | | 2,269 | 25 | 90.8 | |
| | S | Pokai Bay | 12.0 | 22,422 | 252 | 89.0 | | | | | | | 4,439 | 31 | 143.2 | |
| | T | Makapu'u | 5.1 | 547 | 15 | 36.5 | | | | | | | | | | *** |
| | U | Kane'ohe | 12.0 | 6,273 | 100 | 62.7 | 2,649 | 14 | 189.2 | | | | 107 | 7 | 15.3 | |
| | V | Makua | 12.0 | 13,689 | 126 | 108.6 | | | | | | | | | | |
| | X | Kahuku | 12.0 | 41,326 | 288 | 143.5 | | | | | | | 262 | 3 | 87.3 | |
| | BO | Barbers Pt. | 8.7 | 15,105 | 84 | 179.0 | | | | *** | | | | | | *** |
| | CO | Ka'ena Pt. | 12.0 | 57,066 | 447 | 127.7 | 2,781 | 19 | 146.4 | | | | 1,042 | 19 | 54.8 | |
| | HH | Pearl Harbor | 12.0 | 52,540 | 457 | 115.0 | 1,666 | 13 | 128.2 | | | | 185 | 3 | 61.7 | |
| | II | Hale'iwa | 12.0 | 17,332 | 102 | 169.9 | | | | | | | | | | |
| | LL | Hau'ula | 12.0 | 27,352 | 184 | 148.7 | 1,941 | 13 | 149.3 | | | | | | | *** |
| MM | Mokapu Pt. | 9.3 | 20,716 | 166 | 124.8 | 3,385 | 26 | 130.2 | | | | | | | *** | |

***Due to low level of fishermen reporting and to preserve confidentiality, data for these FADs by fishing methods are not listed.

| Island | FAD | Location | # Mon. on Station | Fishing Method | | | | | | | | | | | |
|-------------|-----------|----------------|-------------------|----------------|---------|------------|---------------|---------|------------|----------|---------|------------|-------|---------|------------|
| | | | | Trolling | | | Tuna Handline | | | Aku boat | | | Other | | |
| | | | | Lbs. | # Trips | Lbs./ Trip | Lbs. | # Trips | Lbs./ Trip | Lbs. | # Trips | Lbs./ Trip | Lbs. | # Trips | Lbs./ Trip |
| Maui County | K | Palaoa | 12.0 | 3,058 | 164 | 18.6 | *** | | | *** | | | | | |
| | M | Hana Bay | 11.5 | 21,664 | 125 | 173.3 | 1,201 | 6 | 200.2 | *** | | | | | |
| | N | Cape Halawa | 11.5 | 24,428 | 93 | 262.7 | 220 | 4 | 55.0 | | | | | | |
| | O | Kalaupapa | 2.4 | *** | | | | | | | | | | | |
| | Q | Pauwela Pt. | 2.3 | 36,229 | 230 | 157.5 | 476 | 5 | 95.2 | *** | | | | | |
| | CC | Ka'ena Pt. | 5.7 | 1,397 | 13 | 107.5 | | | | | | | | | |
| | DD | Opana Pt. | 1.4 | 85 | 3 | 28.3 | | | | | | | | | |
| | FF | Pukaulua Pt. | 1.1 | | | | | | | | | | | | |
| | HO | Ho'olawa Pt. | 12.0 | 49,942 | 345 | 144.8 | 2,344 | 19 | 123.4 | | | | | | |
| | HS | Nakaohu Pt. | 0.4 | *** | | | | | | | | | | | |
| | JJ | Kamohio | 12.0 | 45,295 | 201 | 225.3 | 715 | 9 | 79.4 | 780 | 9 | 86.7 | | | |
| | LA | Lahaina | 0.0 | | | | | | | | | | | | |
| | MC | Palaoa | 12.0 | 17,628 | 192 | 91.8 | | | | *** | | | | | |
| | NL | Nu'u | 2.5 | 784 | 10 | 78.4 | | | | | | | | | |
| SO | Kahoolawe | 12.0 | 3,992 | 66 | 60.5 | | | | *** | | | | | | |
| Kauai | Z | Kipukai | 9.5 | 5,255 | 80 | 65.7 | *** | | | | | | | | |
| | AA | Port Allen | 2.8 | 777 | 14 | 55.5 | *** | | | *** | | | | | |
| | BB | Moloa'a | 3.8 | 5,063 | 26 | 194.7 | 2,819 | 14 | 201.4 | | | | | | |
| | CK | Makahu'ena Pt. | 12.0 | 6,593 | 130 | 50.7 | 13,470 | 36 | 374.2 | *** | | | | | |
| | DK | Anahola | 6.3 | 550 | 14 | 39.3 | 1,158 | 8 | 144.8 | | | | | | |
| | EK | Hanalei | 12.0 | 8,420 | 50 | 168.4 | 5,325 | 11 | 484.1 | *** | | | | | |
| | KK | Waimea | 12.0 | 17,246 | 98 | 176.0 | 2,684 | 10 | 268.4 | *** | | | | | |
| | PP | Koloa | 12.0 | 16,996 | 144 | 118.0 | 20,587 | 72 | 285.9 | 1,214 | 6 | 202.3 | | | |
| | WK | Wailua | 9.1 | 4,087 | 72 | 56.8 | 11,294 | 25 | 451.8 | *** | | | | | |

***Due to low level of fishermen reporting and to preserve confidentiality, data for these FADs by fishing methods are not listed.