


Kāhuli, Hawaiian Tree Snail

Scientific name: 41 species in the genus *Achatinella*

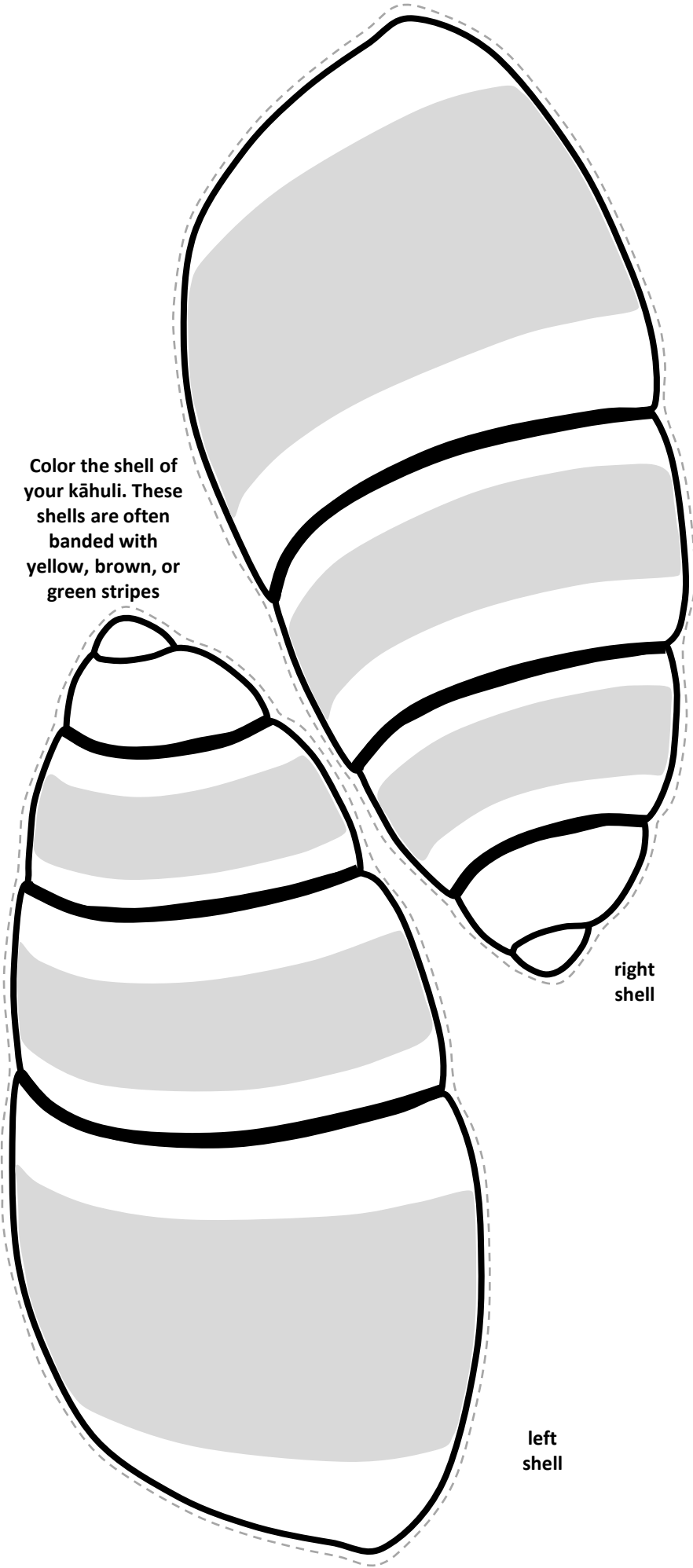
In Hawai'i snails sing. While the source of this voice has been debated for years, Hawaiian folklore suggests the snails themselves sang. In Hawaiian custom, snails are the voice of the forest, and they are true jewels of nature and culture.

Because of introduced predators, loss of habitat, and over-collection of their beautiful shells, many of Hawai'i's tree snails are very rare, and at risk of going extinct. Scientists with the Hawai'i Snail Extinction Prevention Program are bringing species back from the brink by controlling predators like the introduced rosy wolf snail, rats, and Jackson's chameleons. They are also raising snails in captivity so that they can one day be released back into the wild.

Instructions: 1) Color your snail's shell. 2) Cut out the pieces along the dotted lines. 3) Glue or tape the headband pieces onto the back of the snail head. 4) Glue or tape snail shells onto each side of the headband. 5) Try your headband on and have a friend help tape the two headband pieces together in the back.



Color the shell of your kähuli. These shells are often banded with yellow, brown, or green stripes




left shell

right shell

Glue or tape to the back of left half of headband

glue or tape right shell here

Glue or tape to back of snail head



glue or tape left shell here

Glue or tape to back of snail head