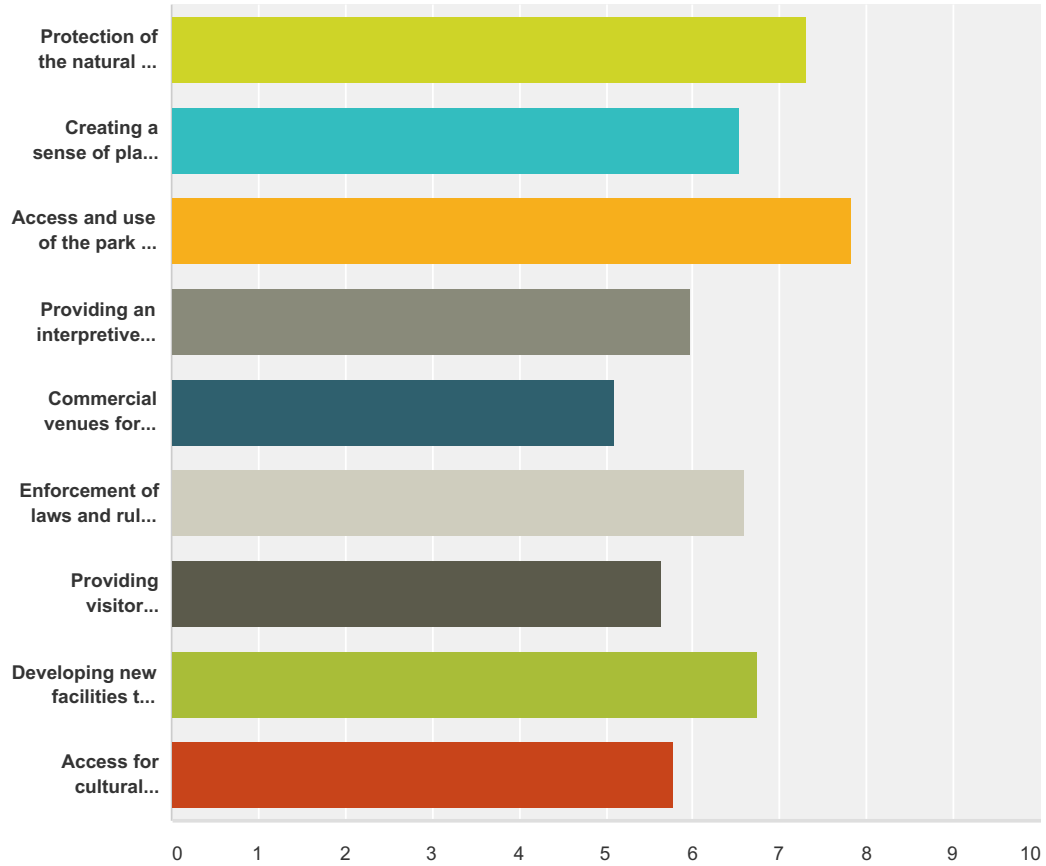


Kealakekua Bay State Historic Park Stakeholder Survey

Q1 Please rank the top three or four needs for Kealakekua State Historical Park with #1 being the highest priority..

Answered: 169 Skipped: 6



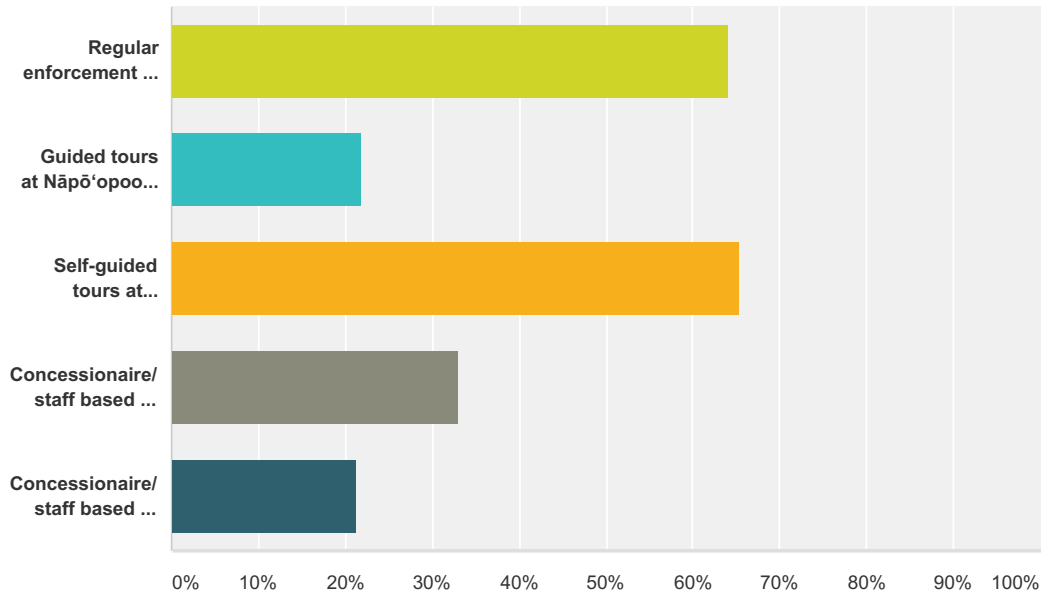
	1	2	3	4	5	6	7	8	9	Total	Score
Protection of the natural and cultural resources -- this could include limiting public use and access of sensitive resource areas.	40.19% 43	17.76% 19	16.82% 18	10.28% 11	2.80% 3	3.74% 4	4.67% 5	0.93% 1	2.80% 3	107	7.31
Creating a sense of place and restoring the cultural landscape of the area.	8.79% 8	27.47% 25	25.27% 23	15.38% 14	9.89% 9	2.20% 2	4.40% 4	6.59% 6	0.00% 0	91	6.53
Access and use of the park and bay for recreation, including hiking and ocean recreation.	48.36% 59	22.13% 27	13.93% 17	7.38% 9	1.64% 2	3.28% 4	1.64% 2	0.82% 1	0.82% 1	122	7.83
Providing an interpretive program (paths, signs, etc.) to share the resources and history.	4.29% 3	15.71% 11	28.57% 20	18.57% 13	12.86% 9	5.71% 4	8.57% 6	2.86% 2	2.86% 2	70	5.97
Commercial venues for visiting the bay (such as kayak rentals or boat tours originating from outside the park).	13.79% 8	12.07% 7	18.97% 11	5.17% 3	6.90% 4	12.07% 7	3.45% 2	5.17% 3	22.41% 13	58	5.10
Enforcement of laws and rules by DLNR.	22.33% 23	18.45% 19	21.36% 22	17.48% 18	1.94% 2	4.85% 5	3.88% 4	5.83% 6	3.88% 4	103	6.59

Kealahou Bay State Historic Park Stakeholder Survey

Providing visitor services and a park presence by State Parks staff and/or concessionaire.	6.45% 4	20.97% 13	19.35% 12	16.13% 10	9.68% 6	3.23% 2	4.84% 3	9.68% 6	9.68% 6	62	5.63
Developing new facilities to address basic visitor needs, such as parking and restrooms.	15.38% 14	27.47% 25	20.88% 19	15.38% 14	7.69% 7	5.49% 5	4.40% 4	1.10% 1	2.20% 2	91	6.75
Access for cultural practitioners and emergency vessel safe harbor requirements	7.84% 4	17.65% 9	25.49% 13	15.69% 8	7.84% 4	3.92% 2	5.88% 3	5.88% 3	9.80% 5	51	5.78

Q2 What level of park management would you like to see? Please check all that apply.

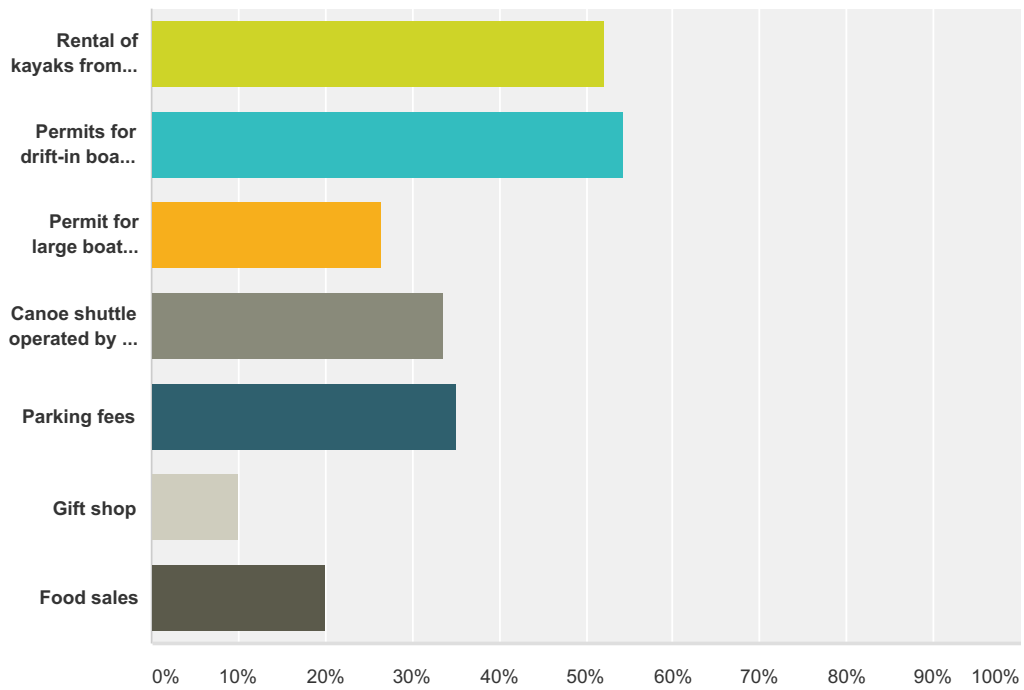
Answered: 164 Skipped: 11



Answer Choices	Responses
Regular enforcement of laws and rules by DLNR.	64.02% 105
Guided tours at Nāpō'opoo'o and Ka'awaloa as a means of resource protection with controlled access. (This requires either State Parks staff and/or concessionaire).	21.95% 36
Self-guided tours at Nāpō'opoo'o and Ka'awaloa on designated paths.	65.24% 107
Concessionaire/staff based at Nāpō'opoo'o Landing to manage activities at the site.	32.93% 54
Concessionaire/staff based at Ka'awaloa to manage activities at the site.	21.34% 35
Total Respondents: 164	

Q3 What commercial activities and fees would you support?

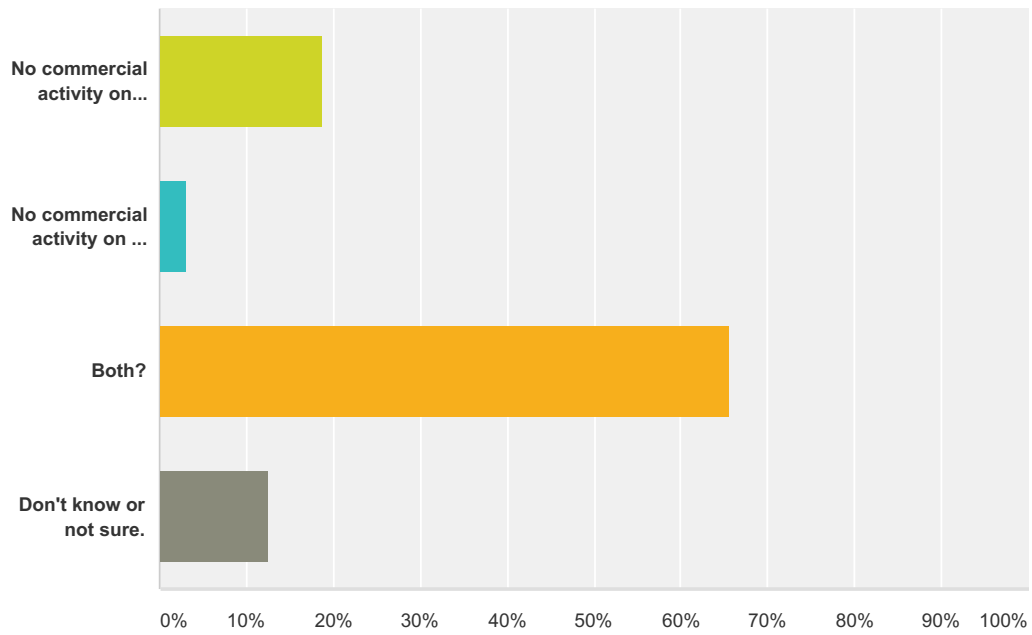
Answered: 140 Skipped: 35



Answer Choices	Responses
Rental of kayaks from Nāpō'opo'o Landing	52.14% 73
Permits for drift-in boat tours from outside the park	54.29% 76
Permit for large boat mooring at Ka'awaloa Cove	26.43% 37
Canoe shuttle operated by a concessionaire to provide access across the bay for visitors	33.57% 47
Parking fees	35.00% 49
Gift shop	10.00% 14
Food sales	20.00% 28
Total Respondents: 140	

Q4 You didn't choose any commercial activity. Do you mean you want

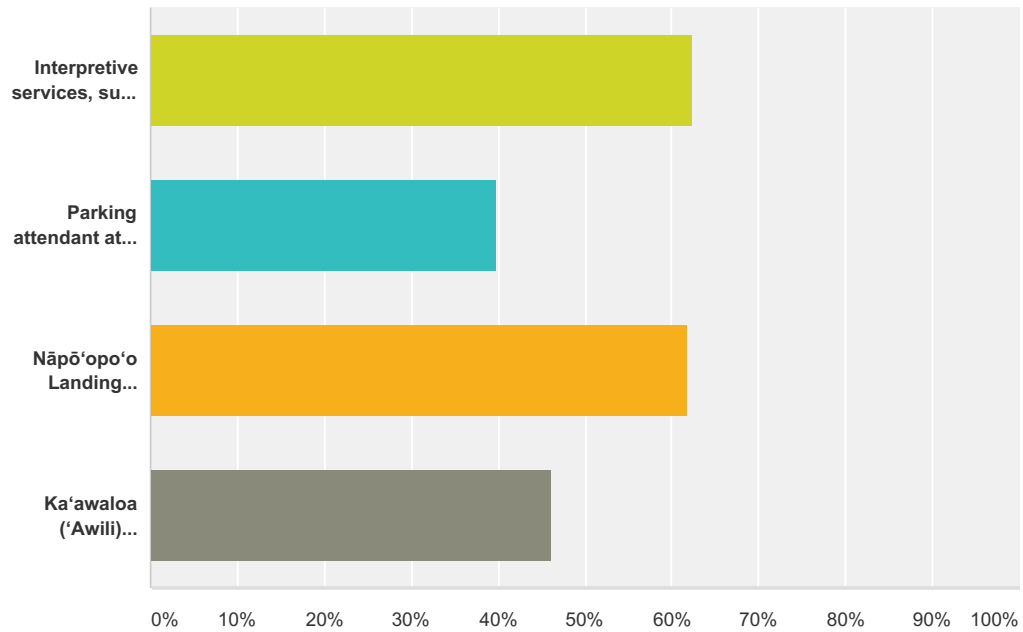
Answered: 32 Skipped: 143



Answer Choices	Responses
No commercial activity on land?	18.75% 6
No commercial activity on the water?	3.13% 1
Both?	65.63% 21
Don't know or not sure.	12.50% 4
Total	32

Q5 What level of park services would you like to see at the park? Please check all that apply.

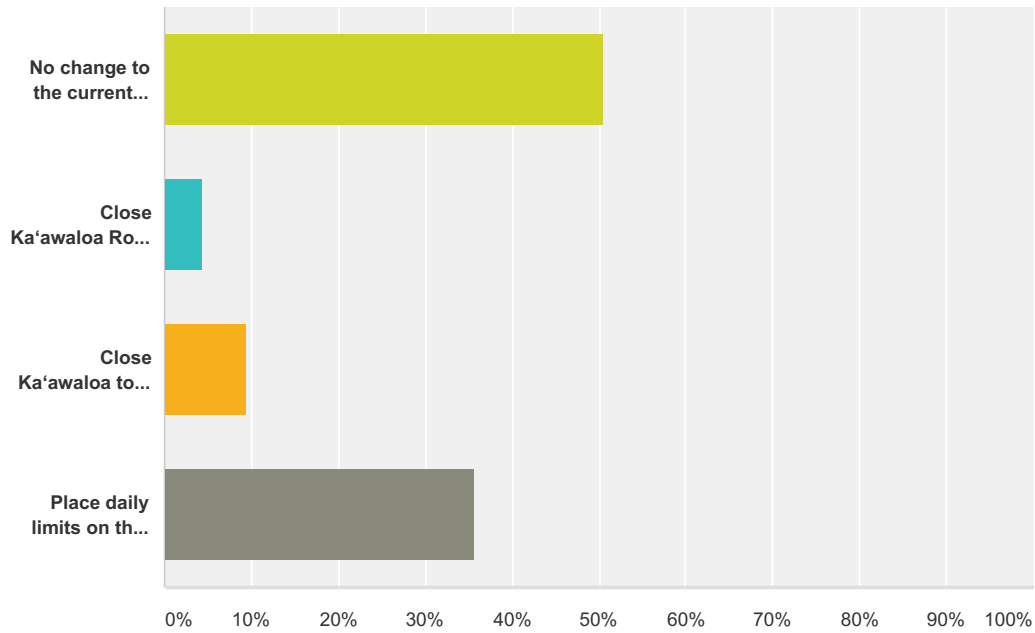
Answered: 128 Skipped: 47



Answer Choices	Responses
Interpretive services, such as guided tours and staffed interpretive shelters, that can provide information and control access	62.50% 80
Parking attendant at Nāpō'opo'o.	39.84% 51
Nāpō'opo'o Landing attendant to assist with kayaks, canoes, and boating activities	61.72% 79
Ka'awaloa ('Awili) attendant to assist with kayaks, canoes, and boating activities.	46.09% 59
Total Respondents: 128	

Q6 State Parks intends to install a waterless toilet outside the sensitive archaeological areas at Ka’awaloa. However, the installation of this facility could take another 1-2 years. In the interim, what action would you recommend? (NOTE: Permitted kayak companies are now required to provide portable waste systems when visiting Ka’awaloa.)

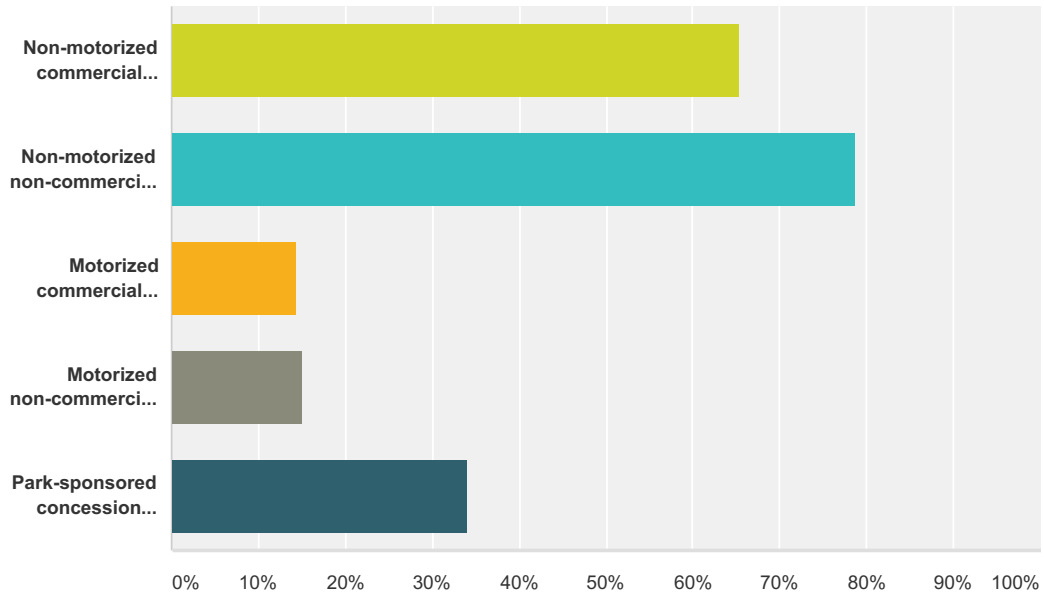
Answered: 160 Skipped: 15



Answer Choices	Responses
No change to the current situation – allow hikers and permitted kayak companies	50.63% 81
Close Ka'awaloa Road to hiking.	4.38% 7
Close Ka'awaloa to both hiking and kayak landings.	9.38% 15
Place daily limits on the number of hikers and permitted kayak landings.	35.63% 57
Total	160

Q7 Once the waterless toilet is installed, what types of vessels should be allowed to land at Ka‘awaloa? This may include non-motorized vessels at ‘Awili and designated motorized vessels at the jetty near the Cook Monument Please check all that apply.

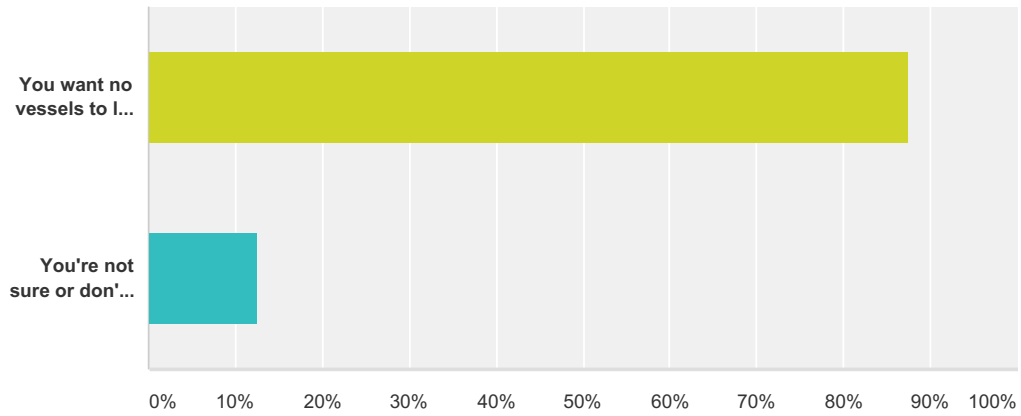
Answered: 159 Skipped: 16



Answer Choices	Responses
Non-motorized commercial vessels with permits (canoes, kayaks, paddleboards).	65.41% 104
Non-motorized non-commercial vessels with permits.	78.62% 125
Motorized commercial vessels with permits (zodiacs, fixed hulls).	14.47% 23
Motorized non-commercial vessels with permits.	15.09% 24
Park-sponsored concession vessels, such as a canoe shuttle.	33.96% 54
Total Respondents: 159	

Q8 You didn't check any vessel landing at Ka'awaloa. Do you mean:

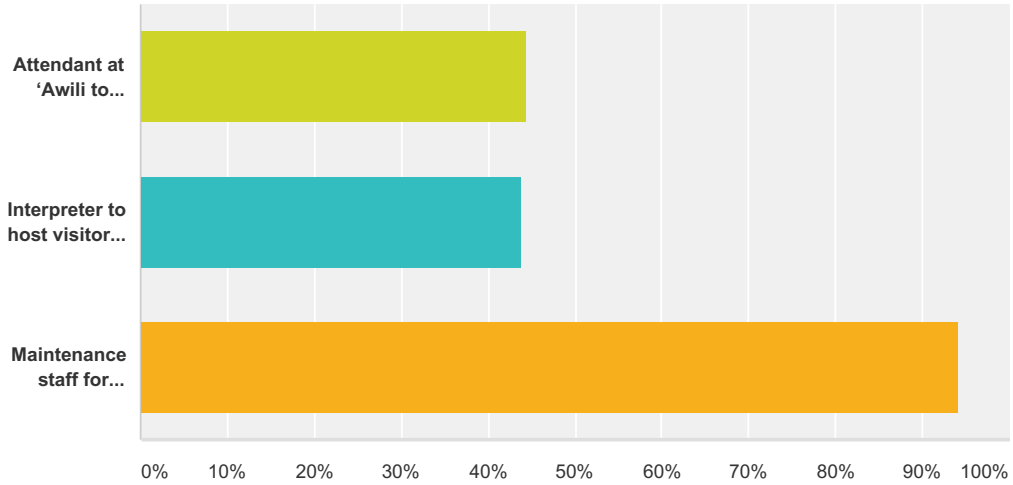
Answered: 8 Skipped: 167



Answer Choices	Responses
You want no vessels to land there?	87.50% 7
You're not sure or don't care about vessels at Ka'awaloa	12.50% 1
Total	8

Q9 What kind of visitor services and staffing do you support at Ka'awaloa? The staffing may be provided by either State Parks or a concessionaire/non-profit. Please check all that apply.

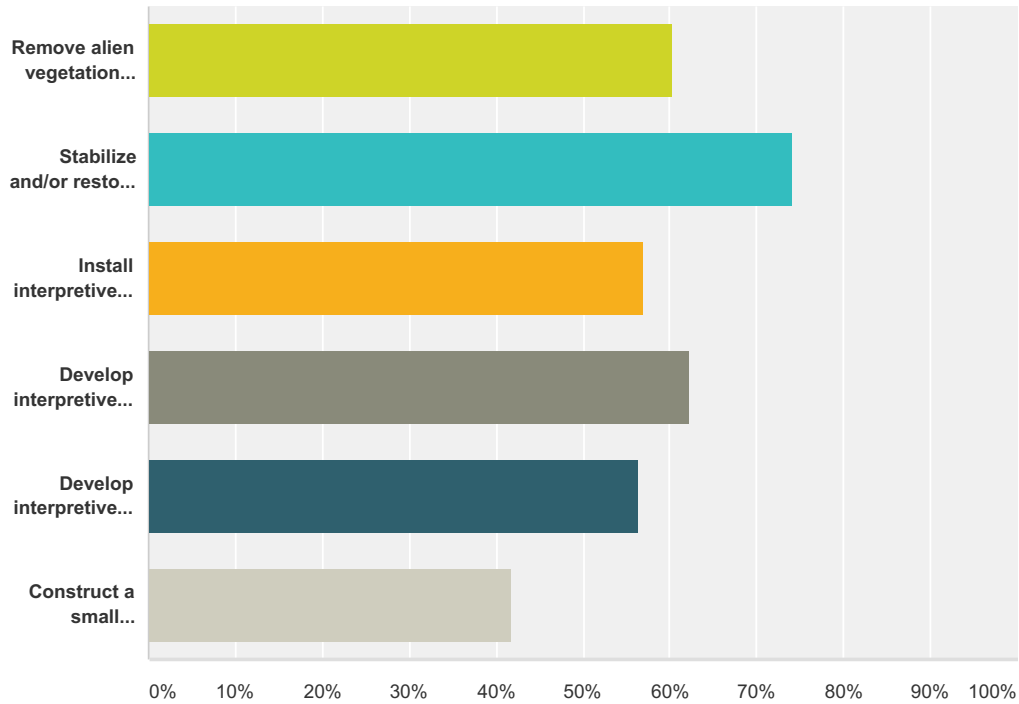
Answered: 153 Skipped: 22



Answer Choices	Responses
Attendant at 'Awili to assist with kayak and canoe landings.	44.44% 68
Interpreter to host visitors, provide guided tours, and oversee trail conditions.	43.79% 67
Maintenance staff for toilet, trails, and shoreline.	94.12% 144
Total Respondents: 153	

Q10 What level of interpretation and restoration of the cultural sites would you like to see at Ka'awaloa? Please check all that apply.

Answered: 151 Skipped: 24



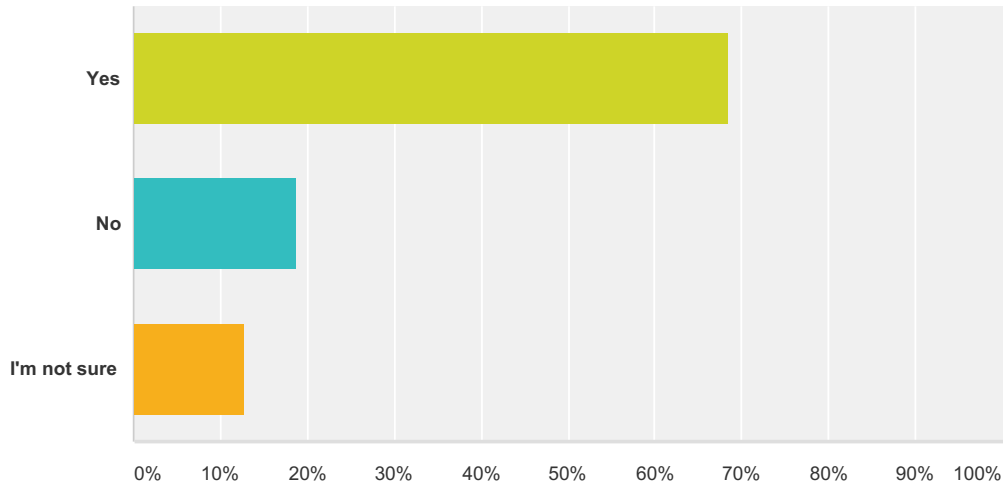
Answer Choices	Responses
Remove alien vegetation (kiawe and koa haole).	60.26% 91
Stabilize and/or restore the stack rock walls and other cultural sites.	74.17% 112
Install interpretive signs along the Ka'awaloa Road and at Puhina o Lono Heiau.	56.95% 86
Develop interpretive trails through the archaeological complex on Ka'awaloa Flat.	62.25% 94
Develop interpretive trail along the shoreline.	56.29% 85
Construct a small interpretive shelter at Ka'awaloa Flat with exhibits (open thatched structure).	41.72% 63
Total Respondents: 151	

Q11 Please share any additional comments about the management of the Ka'awaloa section.

Answered: 51 Skipped: 124

Q12 For the safety of the snorkelers in the water at Ka’awaloa Cove, we are considering separating boating and snorkeling areas. Would you support a “no boat zone” within 100 to 150 feet of the shoreline at the cove?

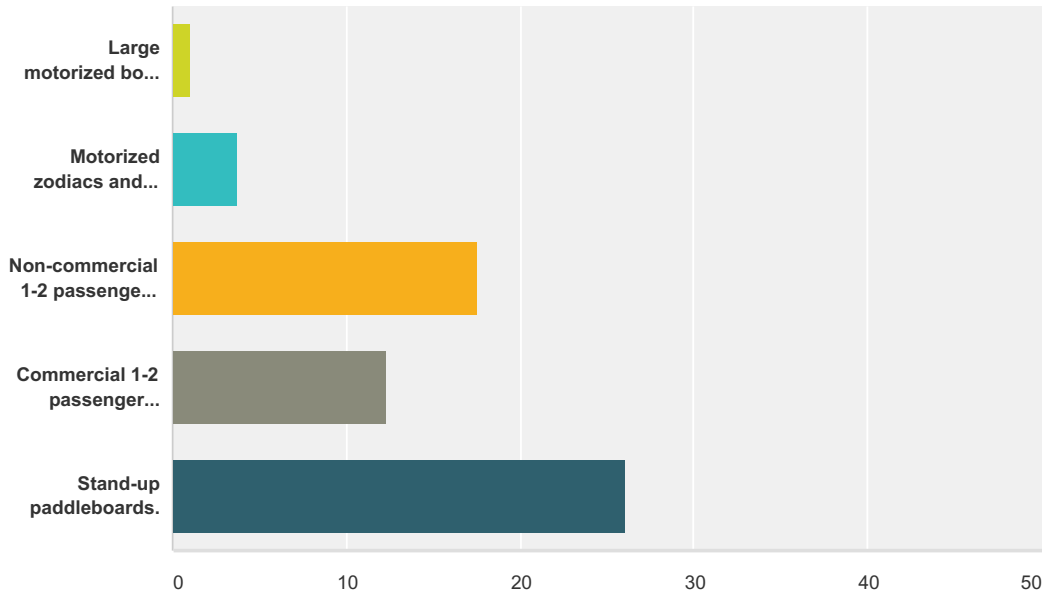
Answered: 165 Skipped: 10



Answer Choices	Responses
Yes	68.48% 113
No	18.79% 31
I'm not sure	12.73% 21
Total	165

Q13 What do you believe is an acceptable number of vessels at Ka'awaloa Cove at any time? Please indicate the number for each type of vessel:

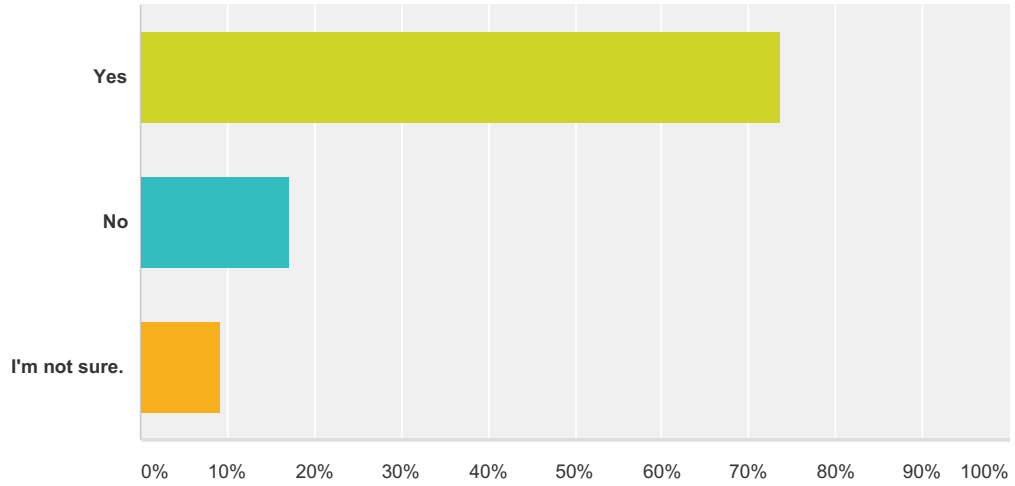
Answered: 149 Skipped: 26



Answer Choices	Average Number	Total Number	Responses
Large motorized boats (20+ passengers), including vessels like the Fair Wind.	1	153	142
Motorized zodiacs and boats (under 20 passengers).	4	531	141
Non-commercial 1-2 passenger kayaks and canoes.	18	2,492	142
Commercial 1-2 passenger kayaks and canoes.	12	1,706	139
Stand-up paddleboards.	26	3,577	137
Total Respondents: 149			

Q14 Would you support prohibiting commercial vessels in the Cove for 1 or 2 days a week?

Answered: 164 Skipped: 11



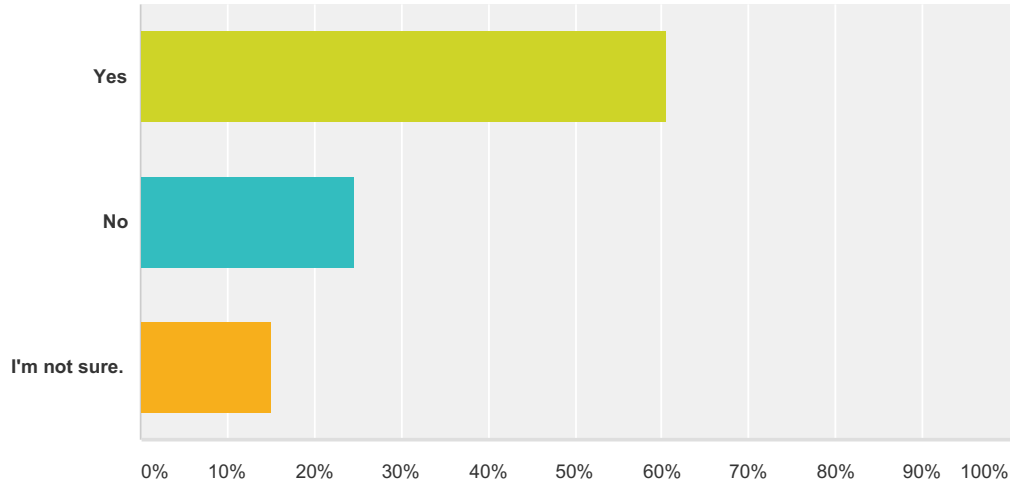
Answer Choices	Responses	
Yes	73.78%	121
No	17.07%	28
I'm not sure.	9.15%	15
Total		164

Q15 Please share any additional comments about the management of Ka'awaloa Cove.

Answered: 59 Skipped: 116

Q16 NOAA and DLNR are proposing a dolphin rest zone along the base of the Pali where people and vessels would not be allowed. Do you support establishment and enforcement of this zone?

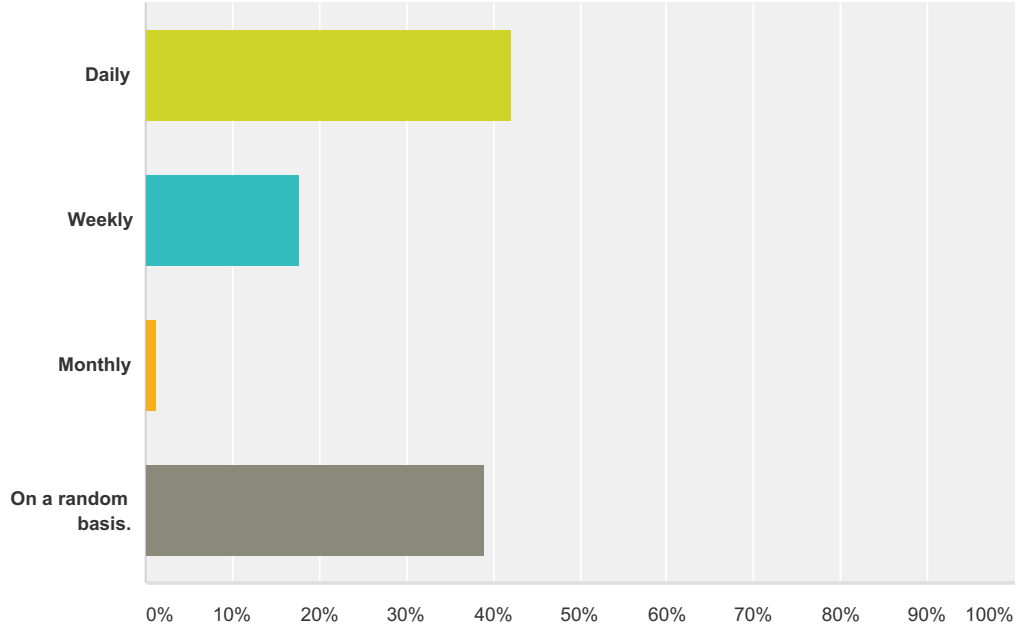
Answered: 167 Skipped: 8



Answer Choices	Responses
Yes	60.48% 101
No	24.55% 41
I'm not sure.	14.97% 25
Total	167

Q17 How frequently do you believe DLNR should patrol the bay to enforce State Park rules?

Answered: 164 Skipped: 11



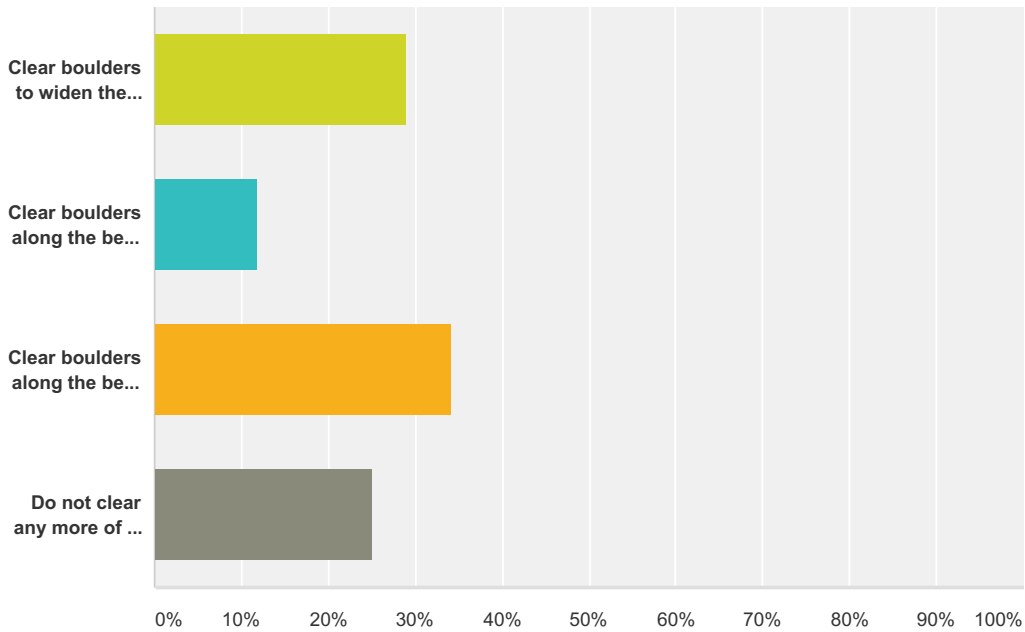
Answer Choices	Responses
Daily	42.07% 69
Weekly	17.68% 29
Monthly	1.22% 2
On a random basis.	39.02% 64
Total	164

Q18 Please share any additional comments about the management of Kealakekua Bay.

Answered: 55 Skipped: 120

Q19 Removing some of the boulders from Nāpō‘opo‘o Beach is being considered as a step in restoring the historical setting and cultural landscape adjacent to Hikiau Heiau. The rocks would be used to reconstruct a rock wall that existed along the back of the beach in the past. To what extent do you support boulder removal?

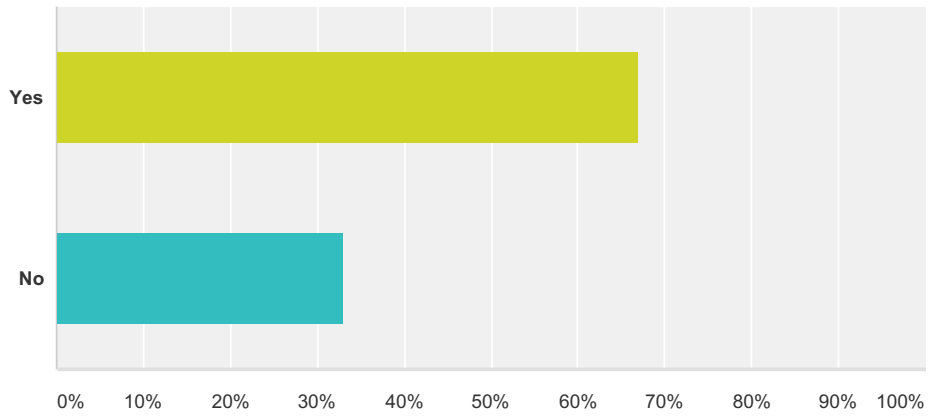
Answered: 152 Skipped: 23



Answer Choices	Responses	
Clear boulders to widen the current path to reach the water	28.95%	44
Clear boulders along the beach just beyond Hikiau Heiau (about 50 feet).	11.84%	18
Clear boulders along the beach fronting the pond area (about 300 feet).	34.21%	52
Do not clear any more of the boulders.	25.00%	38
Total		152

Q20 Should launching of non-motorized vessels be allowed from the beach?

Answered: 158 Skipped: 17



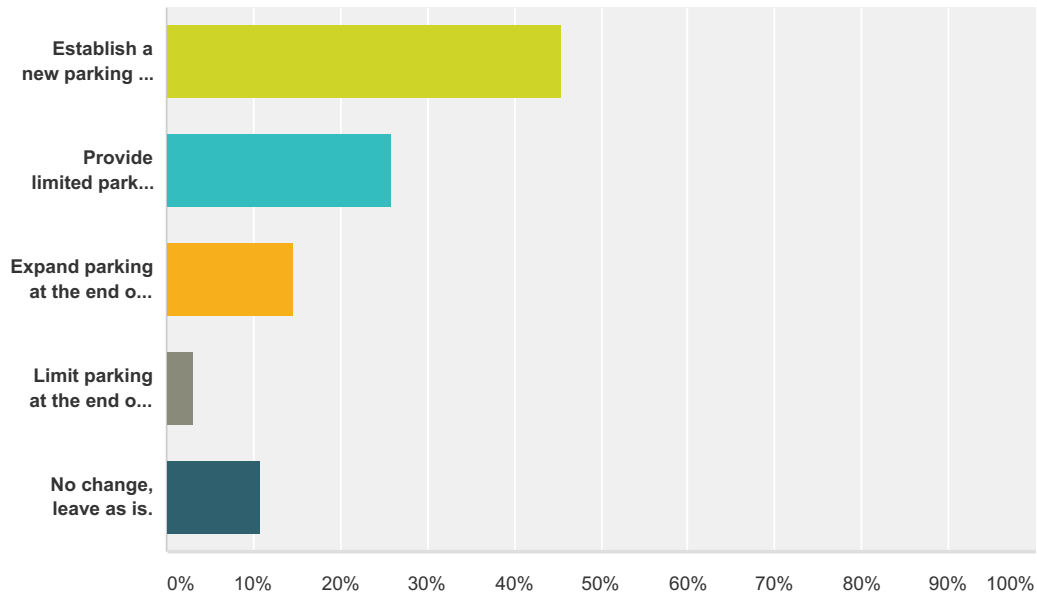
Answer Choices	Responses	
Yes	67.09%	106
No	32.91%	52
Total		158

**Q21 Please share any additional comments
about the management of Nāpō‘opo‘o
Beach.**

Answered: 38 Skipped: 137

Q22 Parking improvements are an important part of the park plan. What would be the best way to improve parking?

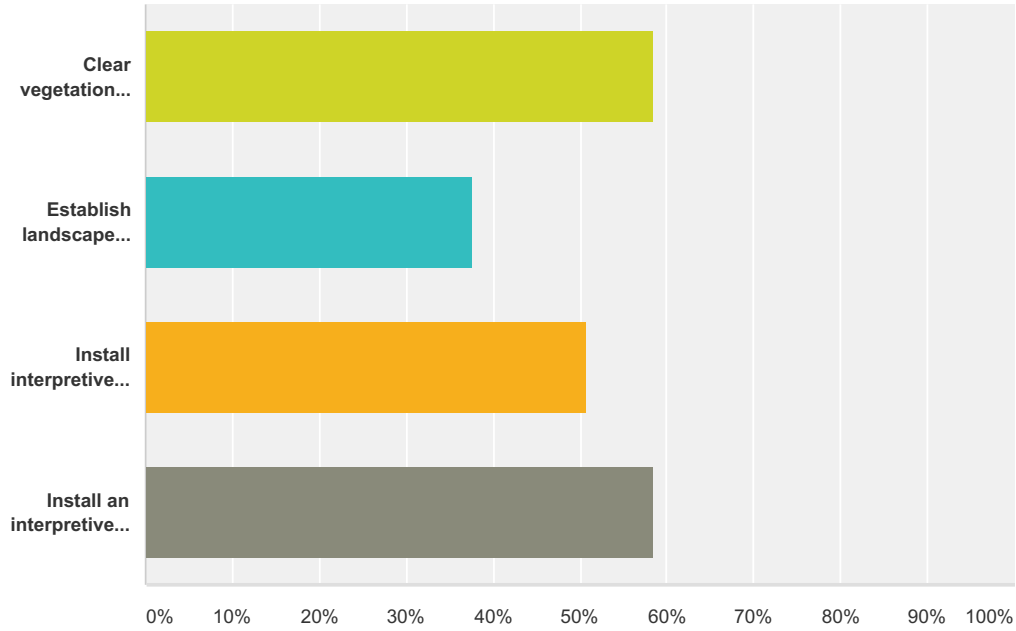
Answered: 158 Skipped: 17



Answer Choices	Responses
Establish a new parking lot with approximately 50 stalls off Nāpō'opo'o Road in Parcel 1 (former Gaspar Coffee Mill site) to accommodate all park users.	45.57% 72
Provide limited parking on Nāpō'opo'o Landing for bay recreation (residents and visitors).	25.95% 41
Expand parking at the end of Nāpō'opo'o Beach Road. (This might include area of the basketball/volleyball court.)	14.56% 23
Limit parking at the end of the Beach Road to a few handicapped stalls.	3.16% 5
No change, leave as is.	10.76% 17
Total	158

Q23 No visitor access onto Hikiau Heiau or Helehelekalani Heiau is planned. What level of visitation and restoration in the cultural complex around the heiau would you find acceptable? Please check all that apply.

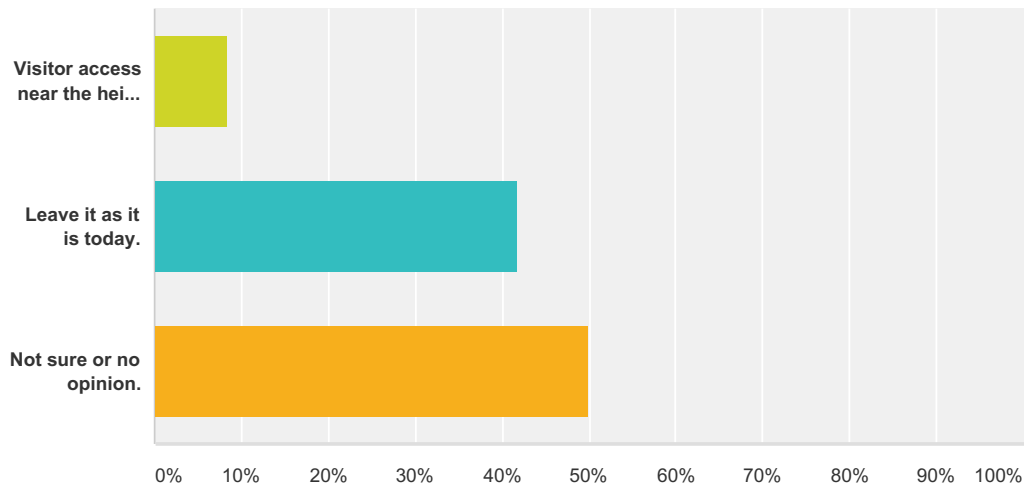
Answered: 154 Skipped: 21



Answer Choices	Responses
Clear vegetation around the heiau and restore the historical setting and cultural landscape (open space with pre-contact vegetation).	58.44% 90
Establish landscape buffers around the heiau and limit access to cultural practitioners and descendants.	37.66% 58
Install interpretive signs at the heiau sites.	50.65% 78
Install an interpretive trail around the heiau and pond accompanied by signs and brochures.	58.44% 90
Total Respondents: 154	

Q24 You didn't choose a way to improve access near the heiau. Please tell us more:

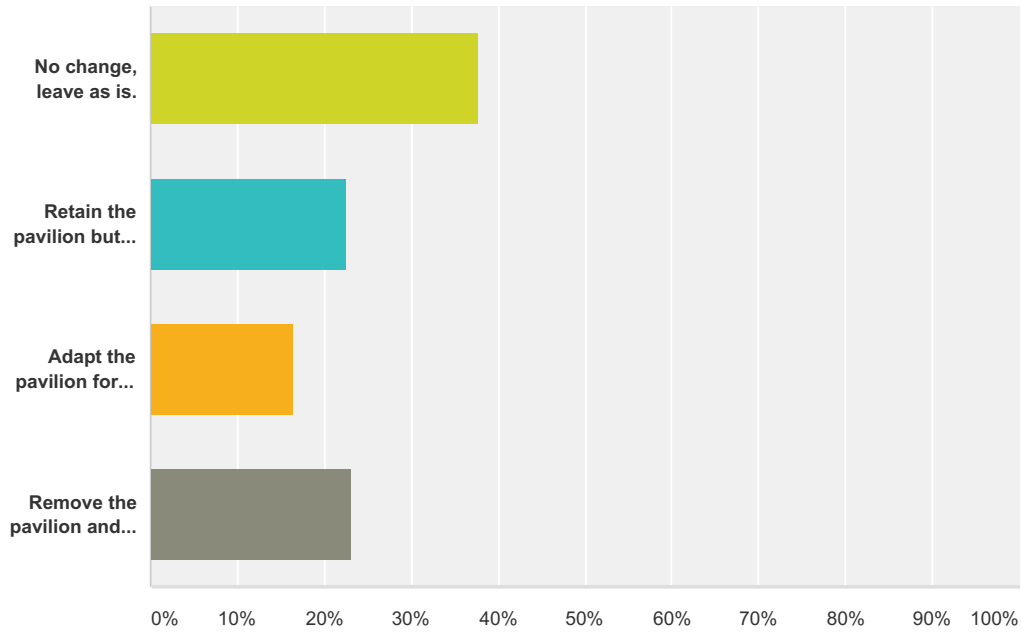
Answered: 12 Skipped: 163



Answer Choices	Responses
Visitor access near the heiau should be discouraged.	8.33% 1
Leave it as it is today.	41.67% 5
Not sure or no opinion.	50.00% 6
Total	12

Q25 Because the picnic pavilion and outdoor shower are close to the two heiau sites, State Parks is exploring several options for the structure. Please check those options you would support.

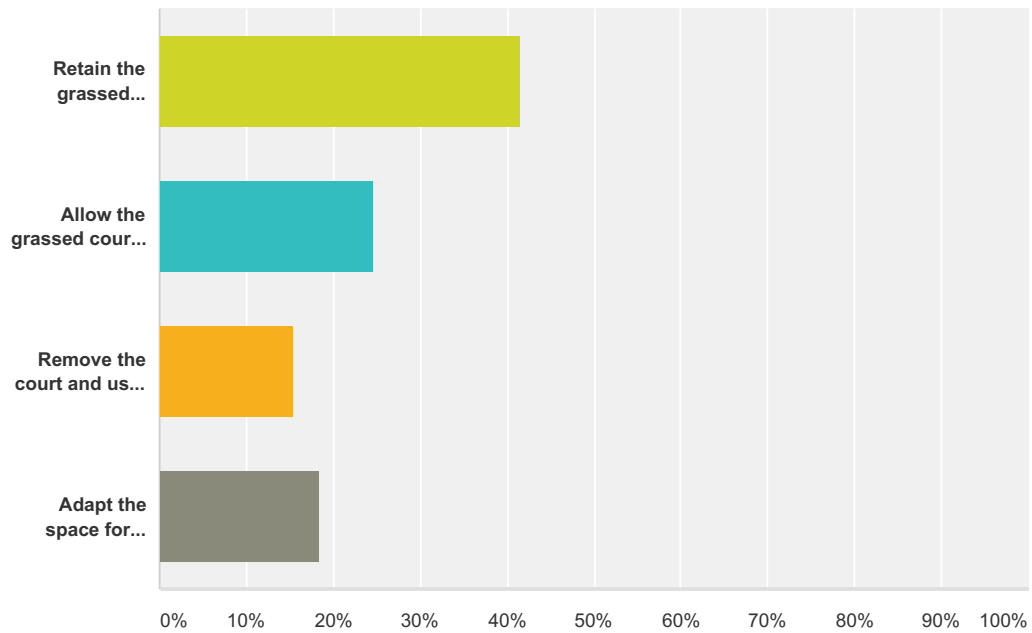
Answered: 151 Skipped: 24



Answer Choices	Responses	
No change, leave as is.	37.75%	57
Retain the pavilion but relocate the outdoor shower further from the heiau.	22.52%	34
Adapt the pavilion for use as a cultural/interpretive site.	16.56%	25
Remove the pavilion and replace it with a traditional Hawaiian hālau structure.	23.18%	35
Total		151

Q26 Would you support any changes to the basketball/volleyball court?

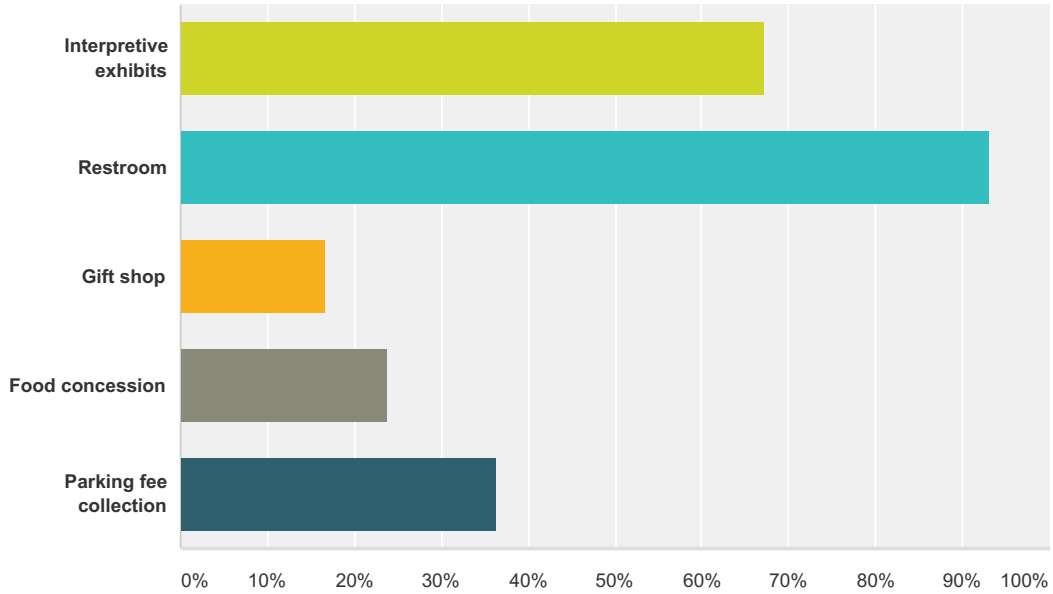
Answered: 142 Skipped: 33



Answer Choices	Responses
Retain the grassed basketball/volleyball court for recreation. (current condition).	41.55% 59
Allow the grassed court to become multi-purpose open space.(remove hoops)	24.65% 35
Remove the court and use the space for cultural gatherings and demonstrations	15.49% 22
Adapt the space for parking	18.31% 26
Total	142

Q27 A park facility is proposed in Parcel 1 (the land around the Gaspar Mill Site) to provide visitor services. Please check the features that you would support:

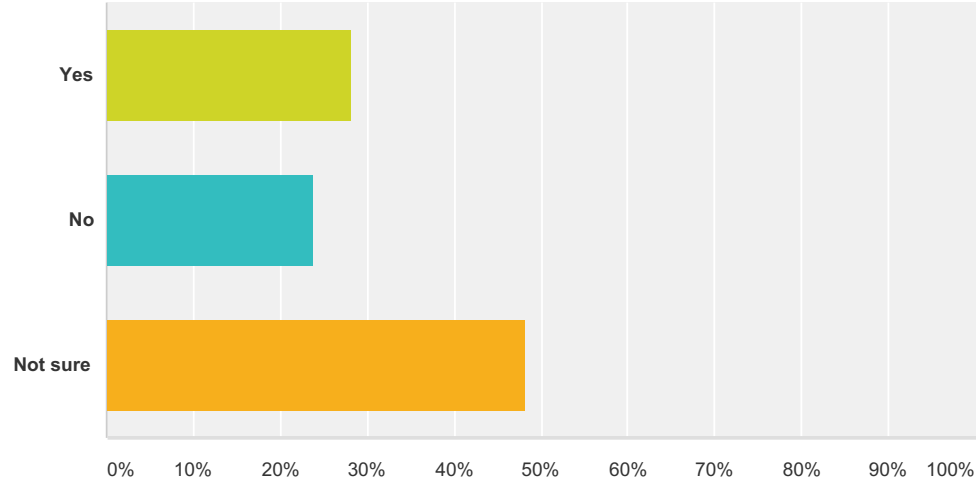
Answered: 143 Skipped: 32



Answer Choices	Responses
Interpretive exhibits	67.13% 96
Restroom	93.01% 133
Gift shop	16.78% 24
Food concession	23.78% 34
Parking fee collection	36.36% 52
Total Respondents: 143	

Q28 Would you support relocating the community park with a pavilion and grassed open space to Parcel 1?

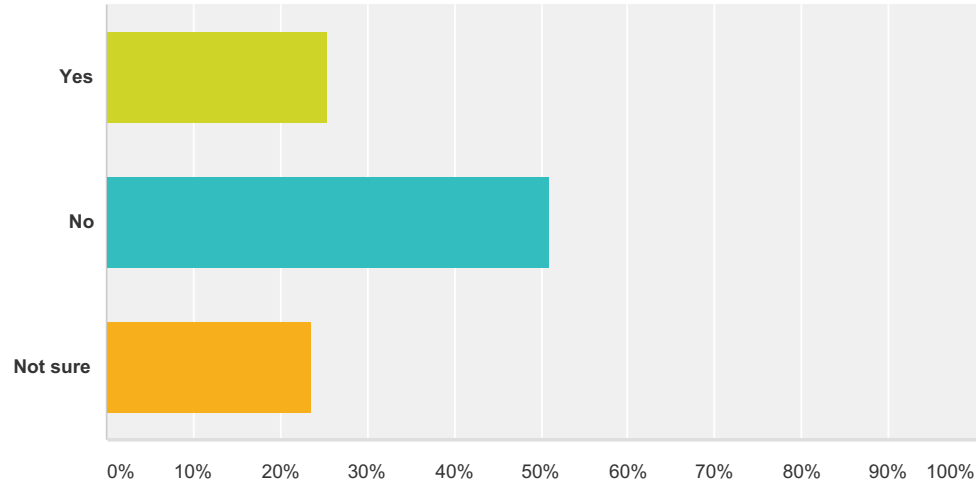
Answered: 160 Skipped: 15



Answer Choices	Responses	
Yes	28.13%	45
No	23.75%	38
Not sure	48.13%	77
Total		160

Q29 If parking and park facilities are moved to Parcel 1, would you support closing Nāpō‘opo‘o Beach Road and allowing only local traffic?

Answered: 157 Skipped: 18



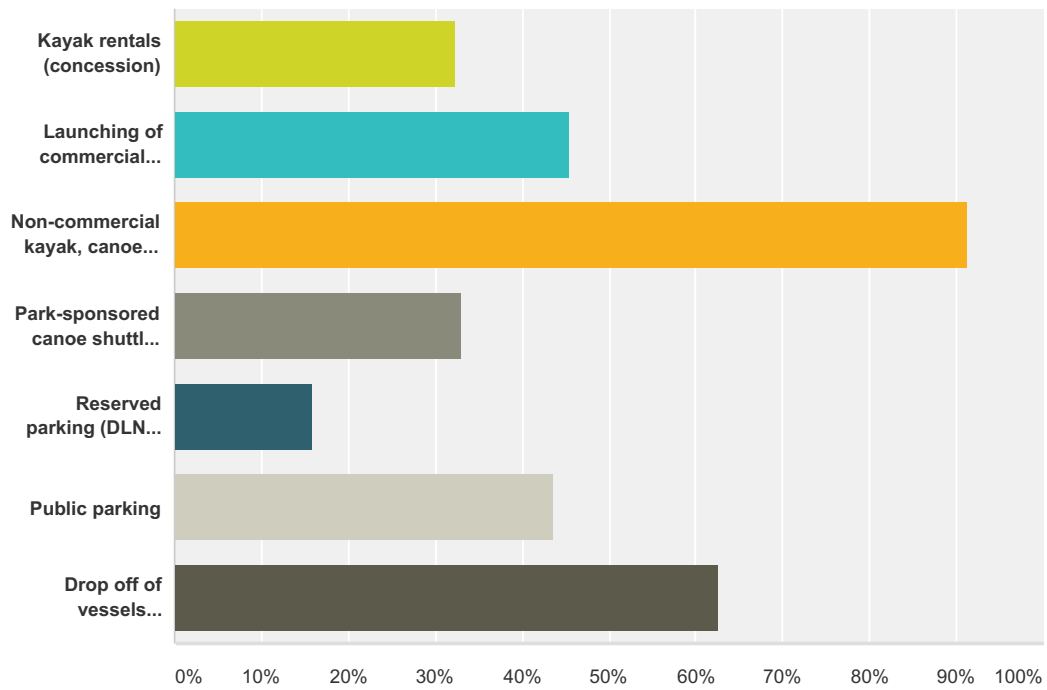
Answer Choices	Responses	
Yes	25.48%	40
No	50.96%	80
Not sure	23.57%	37
Total		157

Q30 Please share any additional comments about the management and use of the Nāpō'opo'o Section.

Answered: 26 Skipped: 149

Q31 What uses do you support at the Landing? Please check all that apply:

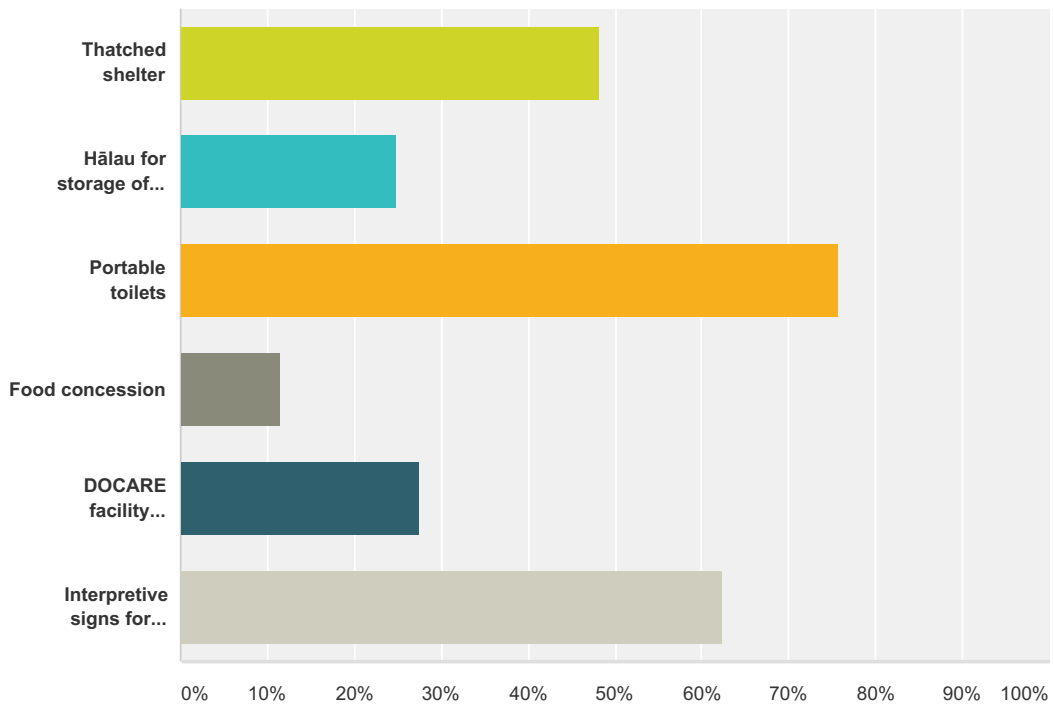
Answered: 158 Skipped: 17



Answer Choices	Responses
Kayak rentals (concession)	32.28% 51
Launching of commercial kayaks	45.57% 72
Non-commercial kayak, canoe, and paddleboard launching	91.14% 144
Park-sponsored canoe shuttle (loading and unloading of passengers)	32.91% 52
Reserved parking (DLNR, concession)	15.82% 25
Public parking	43.67% 69
Drop off of vessels before/after launching	62.66% 99
Total Respondents: 158	

Q32 What features would you support at the Landing?

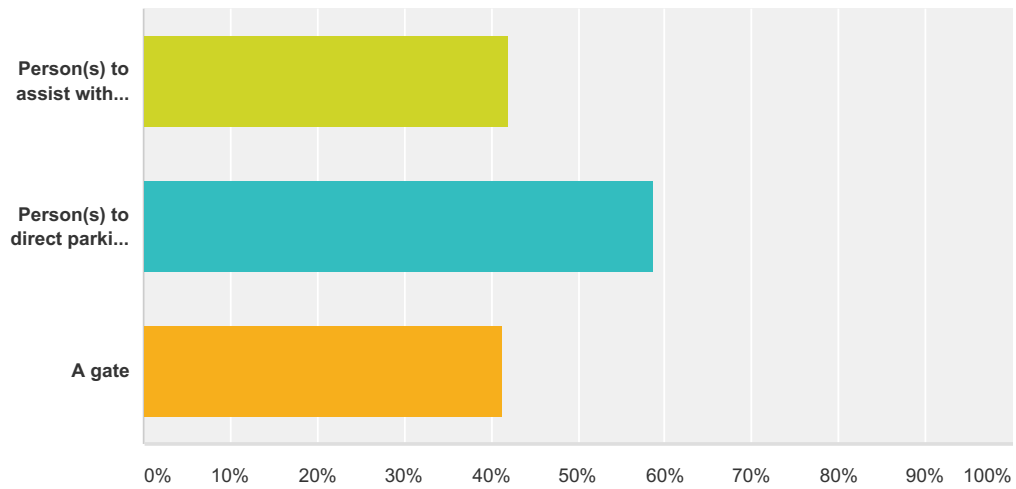
Answered: 149 Skipped: 26



Answer Choices	Responses
Thatched shelter	48.32% 72
Hālau for storage of canoes and kayaks	24.83% 37
Portable toilets	75.84% 113
Food concession	11.41% 17
DOCARE facility (storage of bay-related equipment)	27.52% 41
Interpretive signs for visitors	62.42% 93
Total Respondents: 149	

Q33 What staffing and/or security are needed for Nāpō‘opo‘o Landing?

Answered: 126 Skipped: 49



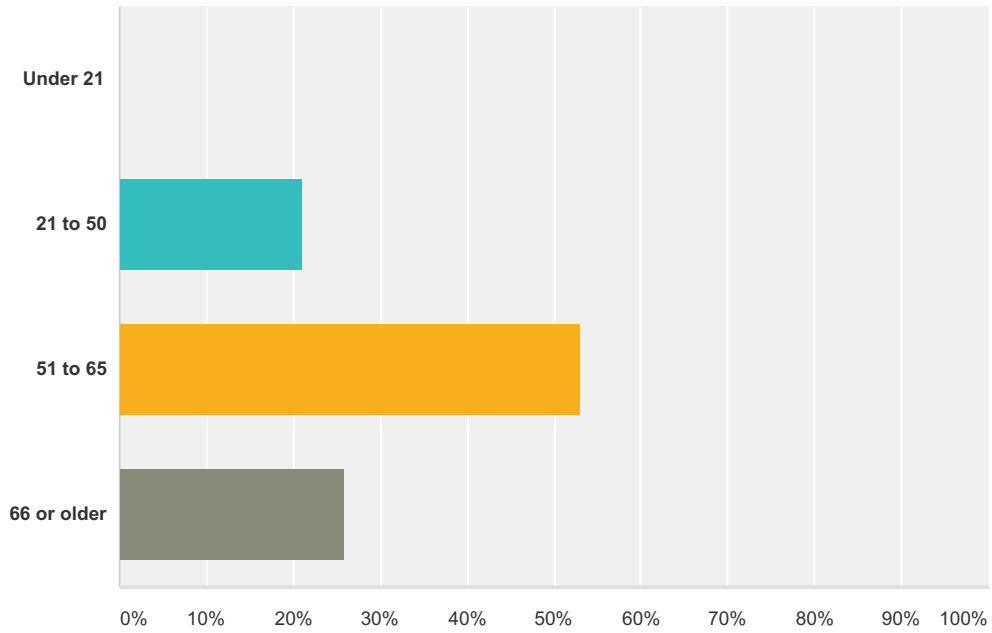
Answer Choices	Responses
Person(s) to assist with vessel launching and hauling	42.06% 53
Person(s) to direct parking and vessel drop-offs	58.73% 74
A gate	41.27% 52
Total Respondents: 126	

Q34 Please share any additional comments about the management and use of the Nāpō‘opo‘o Landing.

Answered: 26 Skipped: 149

Q35 How old are you

Answered: 162 Skipped: 13



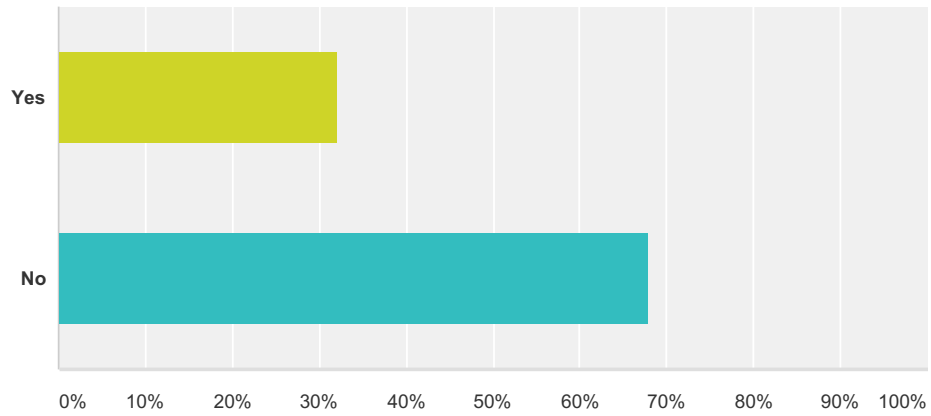
Answer Choices	Responses
Under 21	0.00% 0
21 to 50	20.99% 34
51 to 65	53.09% 86
66 or older	25.93% 42
Total	162

Q36 What is your home zip code?

Answered: 159 Skipped: 16

Q37 Do you live in Nāpō'opo'o for at least part of the year?

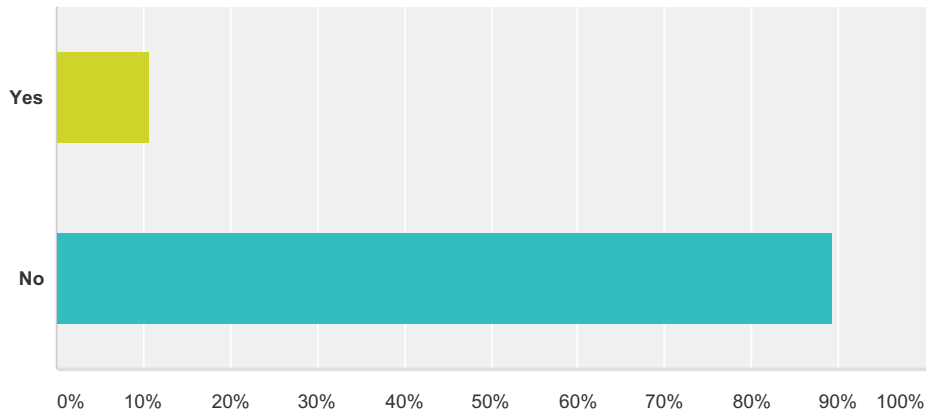
Answered: 162 Skipped: 13



Answer Choices	Responses
Yes	32.10% 52
No	67.90% 110
Total	162

Q38 Do you consider yourself a descendant of this place?

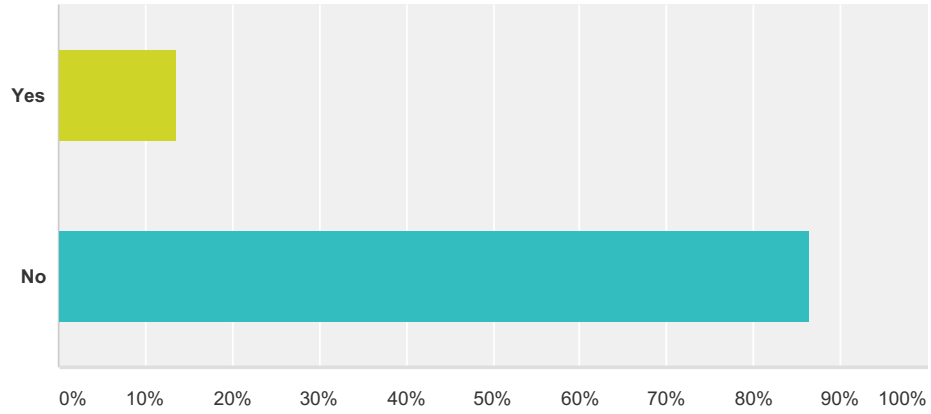
Answered: 161 Skipped: 14



Answer Choices	Responses	
Yes	10.56%	17
No	89.44%	144
Total		161

Q39 Are you or is someone in your family employed in the boating and visitor industry in the Bay?

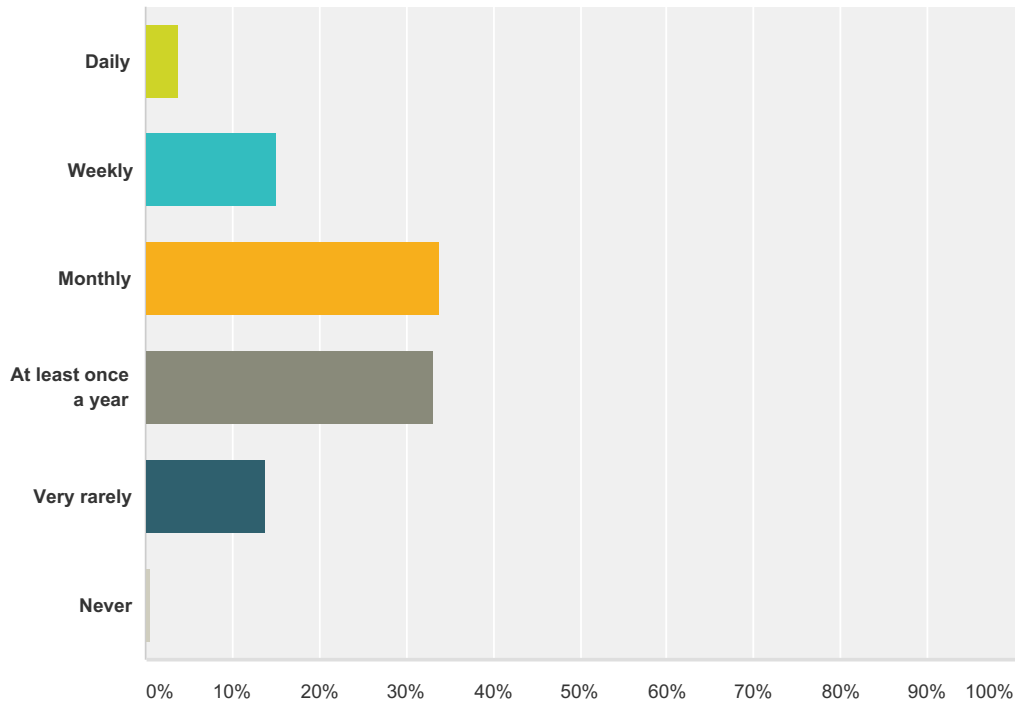
Answered: 162 Skipped: 13



Answer Choices	Responses	
Yes	13.58%	22
No	86.42%	140
Total		162

Q40 How often do you visit Ka‘awaloa?

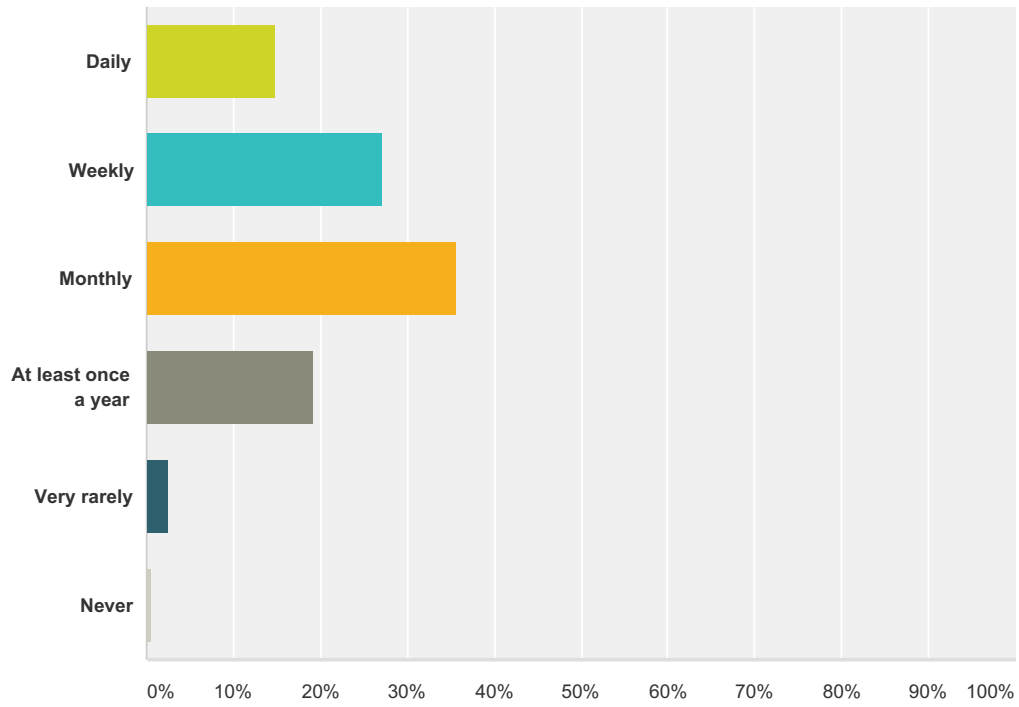
Answered: 160 Skipped: 15



Answer Choices	Responses
Daily	3.75% 6
Weekly	15.00% 24
Monthly	33.75% 54
At least once a year	33.13% 53
Very rarely	13.75% 22
Never	0.63% 1
Total	160

Q41 How often are you in Kealakekua Bay?

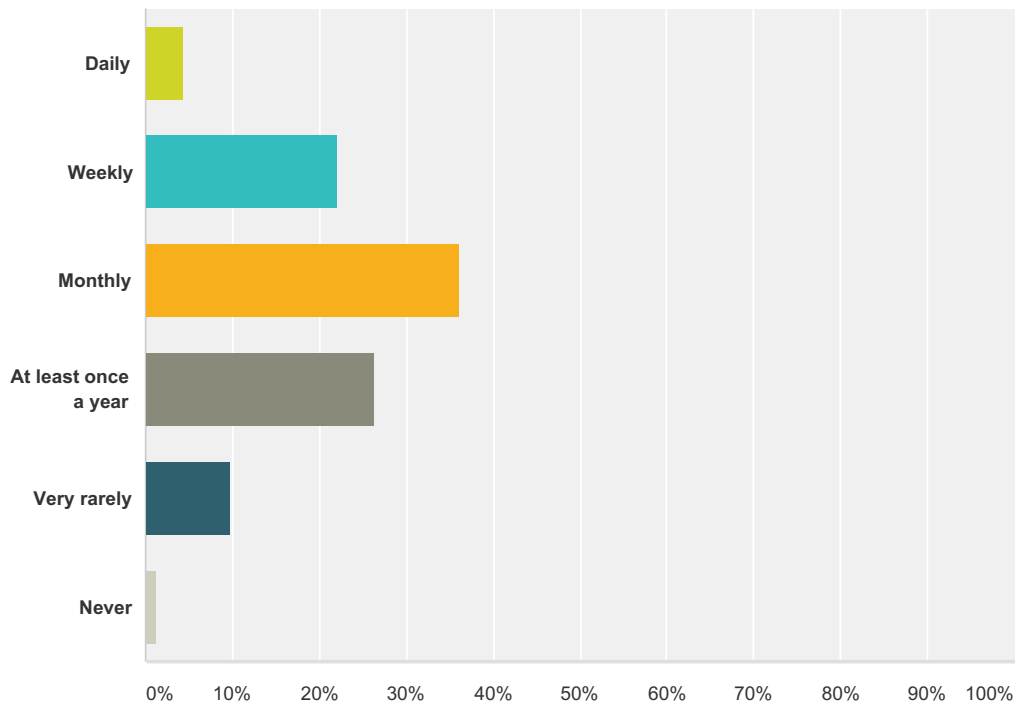
Answered: 162 Skipped: 13



Answer Choices	Responses	
Daily	14.81%	24
Weekly	27.16%	44
Monthly	35.80%	58
At least once a year	19.14%	31
Very rarely	2.47%	4
Never	0.62%	1
Total		162

Q42 How often are you in the Nāpō‘opo‘o section of the Park?

Answered: 163 Skipped: 12



Answer Choices	Responses
Daily	4.29% 7
Weekly	22.09% 36
Monthly	36.20% 59
At least once a year	26.38% 43
Very rarely	9.82% 16
Never	1.23% 2
Total	163