





**PUU O UMI
NATURAL AREA RESERVE**
Figure 2
Natural Communities

-  Mixed Grass and Sedge Montane Bog*
 -  'Ohi'a Mixed Shrub, and 'Ohi'a/'Olapa Montane Wet Forests
 -  'Ohi'a Mixed Montane Bog*
 -  'Ohi'a/Uluhe Montane Wet Forest and Uluhe Successional Shrubland
- *Rare Natural Community

