

Colony Condition

{ Initial vs. Sequential Photographs
{ Tagged Coral Colonies Post-Bleaching Event 2014

Brian Neilson and Stacy Bierwagen

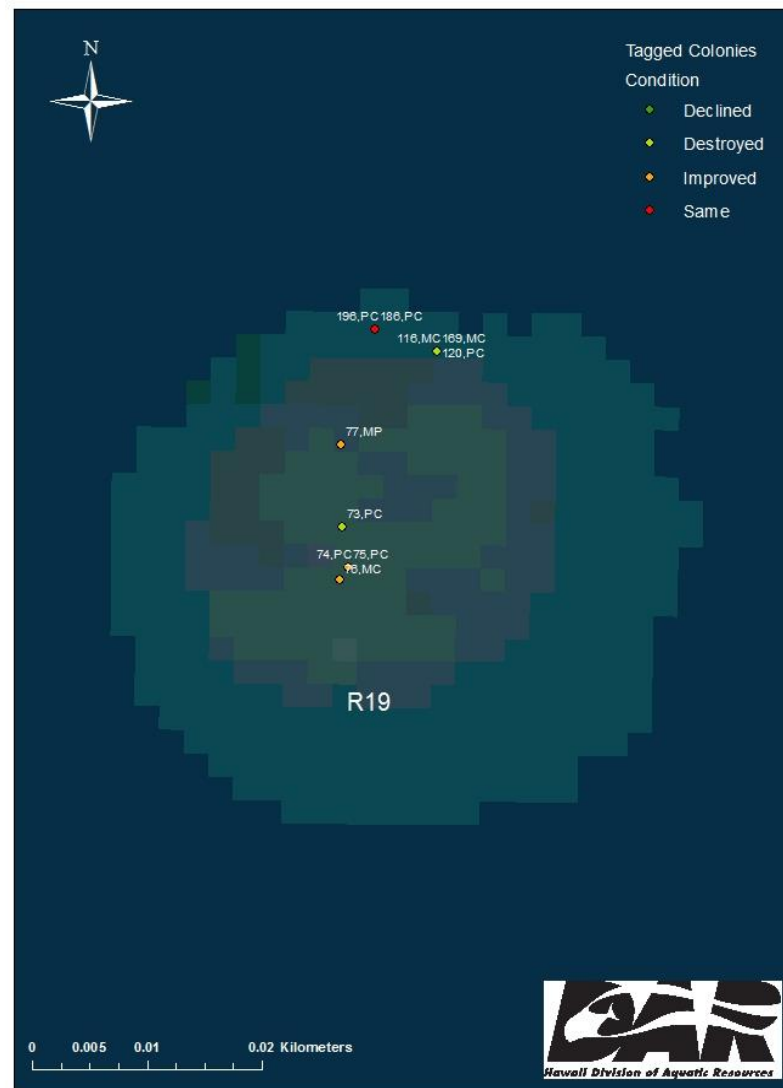
DAR AIS TEAM

Brian.j.neilson@hawaii.gov, stacy.l.bierwagen@hawaii.gov

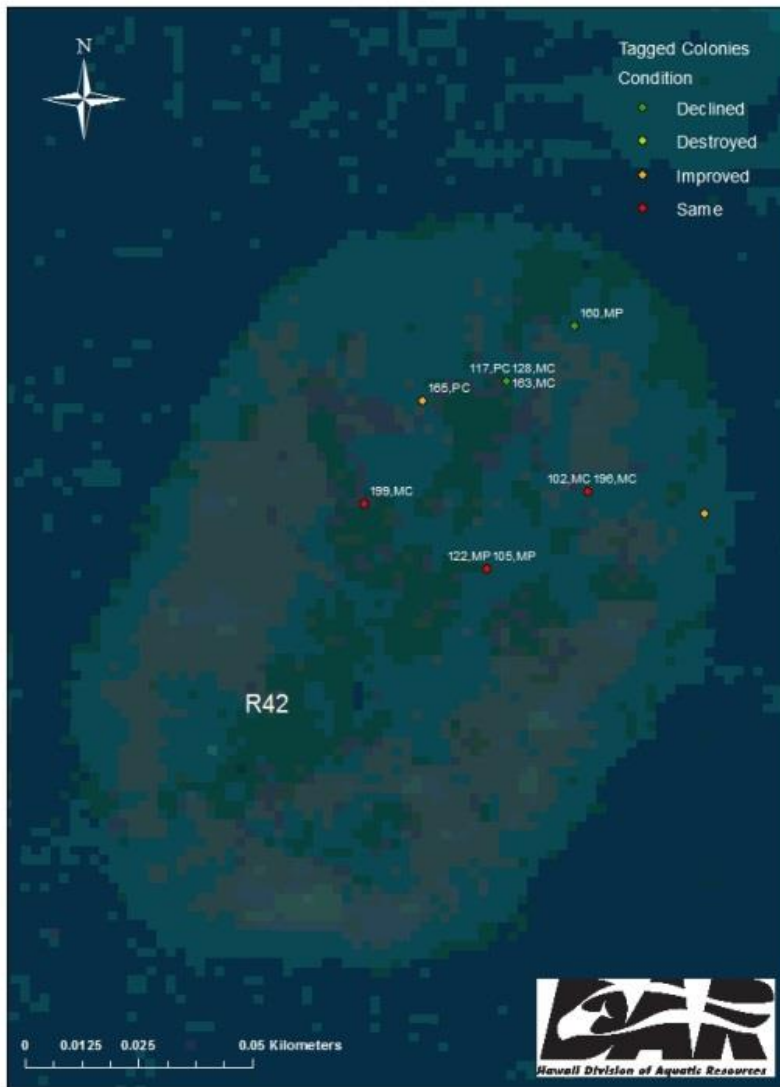




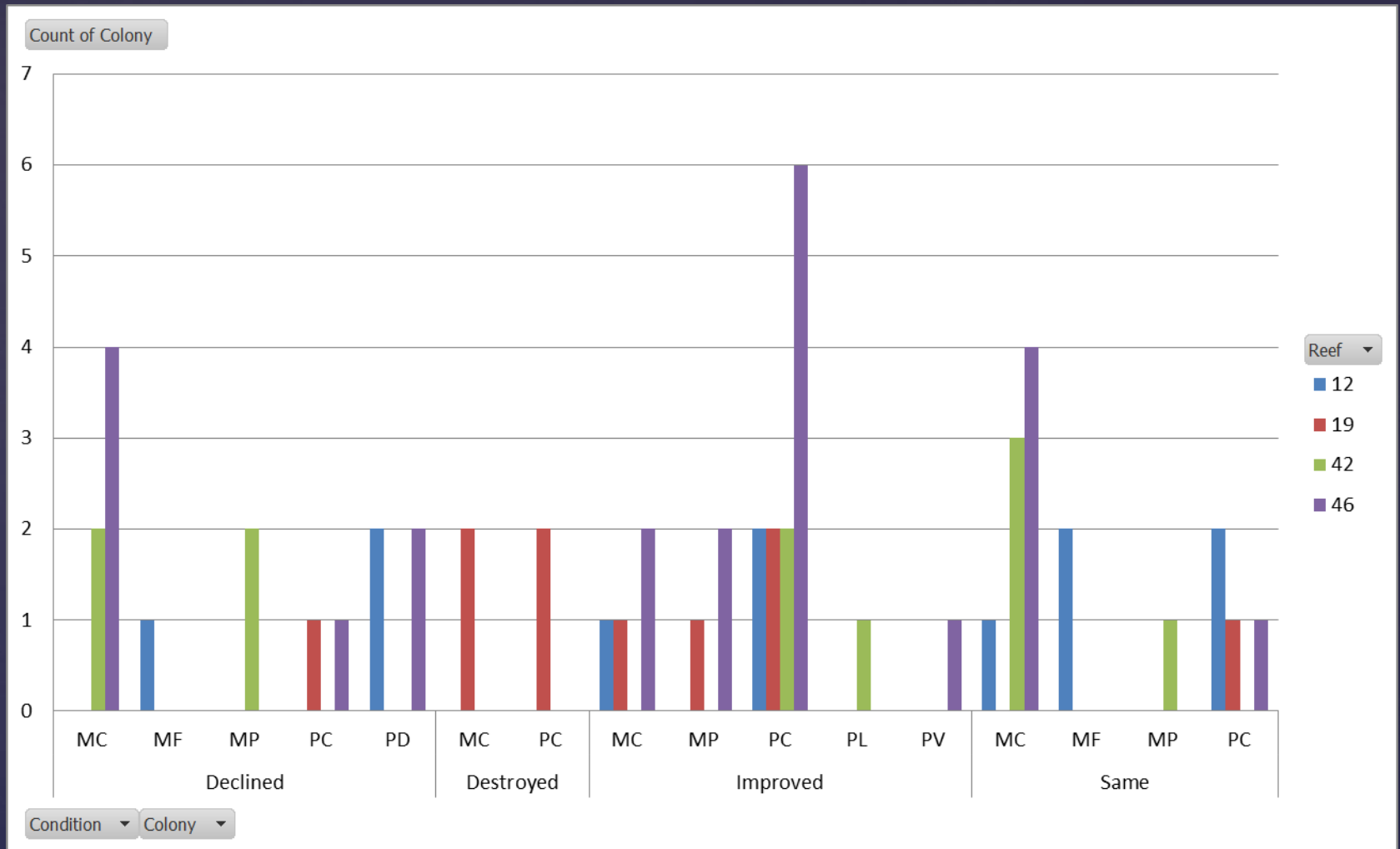
- Initially tagged 53 colonies across K-Bay
- 4 Tags Destroyed by Boat Damage on R19
- Colonies photographed up to five times each over a 10 week period
- Visual health assessment to measure decline or improvement in individual colonies over a temporal period



Species Key: PC (*Porites compressa*), PL (*Porites lobata*), MC (*Montipora capitata*), MP (*Montipora patula*), MF (*Montipora flabellata*), PV (*Pavona varians*), PD (*Pocillopora damicornis*),



Species Key: PC (*Porites compressa*), PL (*Porites lobata*), MC (*Montipora capitata*), MP (*Montipora patula*), MF (*Montipora flabellata*), PV (*Pavona varians*), PD (*Pocillopora damicornis*),



Pivot table displaying condition of colonies by reef location

Species Key: PC (*Porites compressa*), PL (*Porites lobata*), MC (*Montipora capitata*), MP (*Montipora patula*), MF (*Montipora flabellata*), PV (*Pavona varians*), PD (*Pocillopora damicornis*),