

Kaua'i Seabird Habitat Conservation Program (KSHCP)

Participant Inclusion Plan (PIP)

Name of Applicant/Participant
Alexander & Baldwin, Inc.

TABLE OF CONTENTS

	<u>Page(s)</u>
PART 1: Landowner & Property Information; Description of the Facilities; Avoidance & Minimization Measures; Monitoring of Take	1
Item 1. Provide the name of the landowner, business, agency, or institution and complete contact information.	1
Item 2. Provide the legal description of the property at which the existing facilities and Covered Activities are located, including Tax Map Key (TMK) number.	3
Item 3. Describe the existing Covered Activities for which incidental take authorization is sought.	5
Port Allen Solar Farm - Table 1(a): Lighting at Port Allen Solar Farm	6
Port Allen Solar Farm – Table 2(a): Green Sea Turtle Assessment for Port Allen Solar Farm.....	7
Port Allen Center I and II – Table 1(b): Lighting at Port Allen Center I and II	8
Port Allen Center I and II – Table 2(b): Green Sea Turtle Assessment for Port Allen Center I and II	11
Port Allen South Parcels – Table 1(c): Lighting at Port Allen South Parcels.....	12
Port Allen South Parcels – Table 2(c): Green Sea Turtle Assessment for Port Allen South Parcels	13
Port Allen Parking Lots – Table 1(d): Lighting at Port Allen Parking Lots	14
Port Allen Parking Lots – Table 2(d): Green Sea Turtle Assessment for Port Allen Parking Lots	15
Port Allen Steel Warehouse – Table 1(e): Lighting at Port Allen Steel Warehouse	16
Port Allen Steel Warehouse – Table 2(e): Green Sea Turtle Assessment for Port Allen Steel Warehouse	17
Port Allen Marina Center – Table 1(f): Lighting at Port Allen Marina Center	18
Port Allen Marina Center – Table 2(f): Green Sea Turtle Assessment for Port Allen Marina Center	19
Pump 3 Hanapepe Valley – Table 1(g): Lighting at Pump 3 Hanapepe Valley	20
Pump 3 Hanapepe Valley – Table 2(g): Green Sea Turtle Assessment for Pump 3 Hanapepe Valley.....	21
Kalaheo Powerhouse – Table 1(h): Lighting at Kalaheo Powerhouse	22
Kalaheo Powerhouse – Table 2(h): Green Sea Turtle Assessment for Kalaheo Powerhouse.....	23
Wainiha Powerhouse – Table 1(i): Lighting at Wainiha Powerhouse	24

Wainiha Powerhouse – Table 2(i): Green Sea Turtle Assessment for Wainiha Powerhouse	25
Hokulei Shopping Village – Table 1(j): Lighting at Hokulei Shopping Village	26
Hokulei Shopping Village – Table 2(j): Green Sea Turtle Assessment for Hokulei Shopping Village	29
The Shops at Kukui‘ula – Table1(k): Lighting at The Shops at Kukui‘ula	30
The Shops at Kukui‘ula – Table2(k): Green Sea Turtle Assessment for The Shops at Kukui‘ula	31
Waipouli Town Center - Table 1(l): Lighting at Waipouli Town Center	32
Waipouli Town Center - Table 2(l): Green Sea Turtle Assessment for Waipouli Town Center	34
Kukui‘ula Development (Plantation Core/The Club) - Table 1(m): Lighting at Kukui‘ula Development (Plantation Core/The Club)	35
Kukui‘ula Development (Plantation Core/The Club) - Table 2(m): Green Sea Turtle Assessment for Kukui‘ula Development (Plantation Core/The Club)	39
Item 4. If applicable, describe any lighting standards (e.g., foot candles/area) required for facility operations or other requirements that necessitate the use of lighting (e.g., required for security, safety, operations)	40
Item 5. Describe any plans/proposals for future facilities or expansion of existing facilities.	40
Item 6. Pursuant to the Endangered Species Act (ESA), Section 10 (a)(2)(A)(iii), describe alternatives to <u>avoid</u> the taking considered and evaluated.	42
Port Allen Solar Farm - Table 3(a): Light Attraction Alternatives to the Taking at Port Allen Solar Farm	43
Port Allen Center I and II - Table 3(b): Light Attraction Alternatives to the Taking at Port Allen Center I and II	44
Port Allen South Parcels - Table 3(c): Light Attraction Alternatives to the Taking at Port Allen South Parcels	45
Port Allen Parking Lots - Table 3(d): Light Attraction Alternatives to the Taking at Port Allen Parking Lots	46
Port Allen Steel Warehouse - Table 3(e): Light Attraction Alternatives to the Taking at Port Allen Steel Warehouse	47
Port Allen Marina Center - Table 3(f): Light Attraction Alternatives to the Taking at Port Allen Marina Center	48
Pump 3 Hanapepe Valley - Table 3(g): Light Attraction Alternatives to the Taking at Pump 3 Hanapepe Valley	49

Kalaheo Powerhouse - Table 3(h): Light Attraction Alternatives to the Taking at Kalaheo Powerhouse	50
Wainiha Powerhouse - Table 3(i): Light Attraction Alternatives to the Taking at Wainiha Powerhouse	51
Hokulei Shopping Village - Table 3(j): Light Attraction Alternatives to the Taking at Hokulei Shopping Village.....	52
The Shops at Kukui'ula - Table 3(k): Light Attraction Alternatives to the Taking at The Shops at Kukui'ula	53
Waipouli Town Center - Table 3(l): Light Attraction Alternatives to the Taking at Waipouli Town Center	54
Kukui'ula Development (Plantation Core/The Club) - Table 3(m): Light Attraction Alternatives to the Taking at Kukui'ula Development (Plantation Core/The Club)	55
Item 7. Describe all site-specific seabird minimization measures considered for the Covered Activities.	56
Port Allen Solar Farm - Table 4(a): Seabird Light Attraction Minimization Measures Considered at Port Allen Solar Farm	57
Port Allen Center I and II - Table 4(b): Seabird Light Attraction Minimization Measures Considered at Port Allen Center I and II	58
Port Allen South Parcels - Table 4(c): Seabird Light Attraction Minimization Measures Considered at Port Allen South Parcels.....	59
Port Allen Parking Lots - Table 4(d): Seabird Light Attraction Minimization Measures Considered at Port Allen Parking Lots.....	60
Port Allen Steel Warehouse - Table 4(e): Seabird Light Attraction Minimization Measures Considered at Port Allen Steel Warehouse	61
Port Allen Marina Center - Table 4(f): Seabird Light Attraction Minimization Measures Considered at Port Allen Marina Center	62
Pump 3 Hanapepe Valley - Table 4(g): Seabird Light Attraction Minimization Measures Considered at Pump 3 Hanapepe Valley	63
Kalaheo Powerhouse - Table 4(h): Seabird Light Attraction Minimization Measures Considered at Kalaheo Powerhouse	64
Wainiha Powerhouse - Table 4(i): Seabird Light Attraction Minimization Measures Considered at Wainiha Powerhouse	65
Hokulei Shopping Village - Table 4(j): Seabird Light Attraction Minimization Measures Considered at Hokulei Shopping Village	66
The Shops at Kukui'ula - Table 4(k): Seabird Light Attraction Minimization Measures Considered at The Shops at Kukui'ula	67
Waipouli Town Center - Table 4(l): Seabird Light Attraction Minimization Measures Considered at Waipouli Town Center	68

Kukui'ula Development (Plantation Core/The Club) - Table 4(m): Seabird Light Attraction Minimization Measures Considered at Kukui'ula Development (Plantation Core/The Club)	69
Item 8. Minimization Plans. Provide a plan to minimize the effects to the Covered Seabirds due to the Covered Activities.	70
Port Allen Solar Farm - Table 5(a): Lighting Minimization Measures at Port Allen Solar Farm	71
Port Allen Solar Farm - Table 6(a): Seabird Mortality Minimization Plan at Port Allen Solar Farm	72
Port Allen Center I and II - Table 5(b): Lighting Minimization Measures at Port Allen Center I and II	73
Port Allen Center I and II - Table 6(b): Seabird Mortality Minimization Plan at Port Allen Center I and II	74
Port Allen South Parcels - Table 5(c): Lighting Minimization Measures at Port Allen South Parcels	75
Port Allen South Parcels - Table 6(c): Seabird Mortality Minimization Plan at Port Allen South Parcels	76
Port Allen Parking Lots - Table 5(d): Lighting Minimization Measures at Port Allen Parking Lots	78
Port Allen Parking Lots - Table 6(d): Seabird Mortality Minimization Plan at Port Allen Parking Lots	79
Port Allen Steel Warehouse - Table 5(e): Lighting Minimization Measures at Port Allen Steel Warehouse	80
Port Allen Steel Warehouse - Table 6(e): Seabird Mortality Minimization Plan at Port Allen Steel Warehouse	81
Port Allen Marina Center - Table 5(f): Lighting Minimization Measures at Port Allen Marina Center	82
Port Allen Marina Center - Table 6(f): Seabird Mortality Minimization Plan at Port Allen Marina Center	83
Pump 3 Hanapepe Valley - Table 5(g): Lighting Minimization Measures at Pump 3 Hanapepe Valley	84
Pump 3 Hanapepe Valley - Table 6(g): Seabird Mortality Minimization Plan at Pump 3 Hanapepe Valley	85
Kalaheo Powerhouse - Table 5(h): Lighting Minimization Measures at Kalaheo Powerhouse	86
Kalaheo Powerhouse - Table 6(h): Seabird Mortality Minimization Plan at Kalaheo Powerhouse	87

Wainiha Powerhouse - Table 5(i): Lighting Minimization Measures at Wainiha Powerhouse.....	88
Wainiha Powerhouse - Table 6(i): Seabird Mortality Minimization Plan at Wainiha Powerhouse.....	89
Hokulei Shopping Village - Table 5(j): Lighting Minimization Measures at Hokulei Shopping Village	90
Hokulei Shopping Village - Table 6(j): Seabird Mortality Minimization Plan at Hokulei Shopping Village.....	91
The Shops at Kukui'ula - Table 5(k): Lighting Minimization Measures at The Shops at Kukui'ula.....	92
The Shops at Kukui'ula - Table 6(k): Seabird Mortality Minimization Plan at Shops at Kukui'ula.....	93
Waipouli Town Center - Table 5(l): Lighting Minimization Measures at Waipouli Town Center	94
Waipouli Town Center - Table 6(l): Seabird Mortality Minimization Plan at Waipouli Town Center.....	95
Kukui'ula Development (Plantation Core/The Club) - Table 5(m): Lighting Minimization Measures at Kukui'ula Development (Plantation Core/The Club)	96
Kukui'ula Development (Plantation Core/The Club) - Table 6(m): Seabird Mortality Minimization Plan at Kukui'ula Development (Plantation Core/The Club)	97
Item 9. Take Monitoring Plan. Provide a plan to monitor take of the Covered Seabirds at the facilities proposed to be covered by the incidental take permit/license.	98
Port Allen Solar Farm - Table 7(a): Covered Seabird Take Monitoring Protocols at Port Allen Solar Farm	99
Port Allen Center I and II - Table 7(b): Covered Seabird Take Monitoring Protocols 96 at Port Allen Center I and II	100
Port Allen South Parcels - Table 7(c): Covered Seabird Take Monitoring Protocols at Port Allen South Parcels.....	101
Port Allen Parking Lots - Table 7(d): Covered Seabird Take Monitoring Protocols at Port Allen Parking Lots	102
Port Allen Steel Warehouse - Table 7(e): Covered Seabird Take Monitoring Protocols at Port Allen Steel Warehouse.....	103
Port Allen Marina Center - Table 7(f): Covered Seabird Take Monitoring Protocols at Port Allen Marina Center	104
Pump 3 Hanapepe Valley - Table 7(g): Covered Seabird Take Monitoring Protocols at Pump 3 Hanapepe Valley	105
Kalaheo Powerhouse - Table 7(h): Covered Seabird Take Monitoring Protocols at Kalaheo Powerhouse.....	106

Wainiha Powerhouse - Table 7(i): Covered Seabird Take Monitoring Protocols at Wainiha Powerhouse	107
Hokulei Shopping Village - Table 7(j): Covered Seabird Take Monitoring Protocols at Hokulei Shopping Village.....	108
The Shops at Kukui'ula - Table 7(k): Covered Seabird Take Monitoring Protocols at The Shops at Kukui'ula	109
Waipouli Town Center - Table 7(l): Covered Seabird Take Monitoring Protocols at Waipouli Town Center	110
Kukui'ula Development (Plantation Core/The Club) - Table 7(m): Covered Seabird Take Monitoring Protocols at Kukui'ula Development (Plantation Core/The Club).....	111
Item 10. Components of the Green Sea Turtle Minimization and Monitoring Plan (if required).	112
Port Allen Solar Farm - Table 8(a): Green Sea Turtle Monitoring Protocols – Part A: Monitoring to Detect Nests at Port Allen Solar Farm	113
Port Allen Solar Farm - Table 9(a): Green Sea Turtle Monitoring Protocols – Part B: Monitoring of Identified Nests & Minimization for Port Allen Solar Farm	114
Port Allen Center I and II - Table 8(b): Green Sea Turtle Monitoring Protocols – Part A: Monitoring to Detect Nests at Port Allen Center I and II	115
Port Allen Center I and II - Table 9(b): Green Sea Turtle Monitoring Protocols – Part B: Monitoring of Identified Nests & Minimization for Port Allen Center I and II ...	116
Port Allen South Parcels - Table 8(c): Green Sea Turtle Monitoring Protocols – Part A: Monitoring to Detect Nests at Port Allen South Parcels.....	117
Port Allen South Parcels - Table 9(c): Green Sea Turtle Monitoring Protocols – Part B: Monitoring of Identified Nests & Minimization for Port Allen South Parcels	118
Port Allen Parking Lots - Table 8(d): Green Sea Turtle Monitoring Protocols – Part A: Monitoring to Detect Nests at Port Allen Parking Lots.....	119
Port Allen Parking Lots - Table 9(d): Green Sea Turtle Monitoring Protocols – Part B: Monitoring of Identified Nests & Minimization for Port Allen Parking Lots.....	120
Port Allen Steel Warehouse - Table 8(e): Green Sea Turtle Monitoring Protocols – Part A: Monitoring to Detect Nests at Port Allen Steel Warehouse	121
Port Allen Steel Warehouse - Table 9(e): Green Sea Turtle Monitoring Protocols – Part B: Monitoring of Identified Nests & Minimization for Port Allen Steel Warehouse	122
Port Allen Marina Center - Table 8(f): Green Sea Turtle Monitoring Protocols – Part A: Monitoring to Detect Nests at Port Allen Marina Center	123
Port Allen Marina Center - Table 9(f): Green Sea Turtle Monitoring Protocols – Part B: Monitoring of Identified Nests & Minimization for Port Allen Marina Center ..	124

Pump 3 Hanapepe Valley - Table 8(g): Green Sea Turtle Monitoring Protocols – Part A: Monitoring to Detect Nests at Pump 3 Hanapepe Valley	125
Pump 3 Hanapepe Valley - Table 9(g): Green Sea Turtle Monitoring Protocols – Part B: Monitoring of Identified Nests & Minimization for Pump 3 Hanapepe Valley ..	126
Kalaheo Powerhouse - Table 8(h): Green Sea Turtle Monitoring Protocols – Part A: Monitoring to Detect Nests at Kalaheo Powerhouse	127
Kalaheo Powerhouse - Table 9(h): Green Sea Turtle Monitoring Protocols – Part B: Monitoring of Identified Nests & Minimization for Kalaheo Powerhouse	128
Wainiha Powerhouse - Table 8(i): Green Sea Turtle Monitoring Protocols – Part A: Monitoring to Detect Nests at Wainiha Powerhouse	129
Wainiha Powerhouse - Table 9(i): Green Sea Turtle Monitoring Protocols – Part B: Monitoring of Identified Nests & Minimization for Wainiha Powerhouse.....	130
Hokulei Shopping Village - Table 8(j): Green Sea Turtle Monitoring Protocols – Part A: Monitoring to Detect Nests at Hokulei Shopping Village.....	131
Hokulei Shopping Village - Table 9(j): Green Sea Turtle Monitoring Protocols – Part B: Monitoring of Identified Nests & Minimization for Hokulei Shopping Village...	132
The Shops at Kukui'ula - Table 8(k): Green Sea Turtle Monitoring Protocols – Part A: Monitoring to Detect Nests at The Shops at Kukui'ula	133
The Shops at Kukui'ula - Table 9(k): Green Sea Turtle Monitoring Protocols – Part B: Monitoring of Identified Nests & Minimization for The Shops at Kukui'ula.....	134
Waipouli Town Center - Table 8(l): Green Sea Turtle Monitoring Protocols – Part A: Monitoring to Detect Nests at Waipouli Town Center	135
Waipouli Town Center - Table 9(l): Green Sea Turtle Monitoring Protocols – Part B: Monitoring of Identified Nests & Minimization at Waipouli Town Center	136
Kukui'ula Development (Plantation Core/The Club) - Table 8(m): Green Sea Turtle Monitoring Protocols – Part A: Monitoring to Detect Nests at Kukui'ula Development (Plantation Core/The Club).....	137
Kukui'ula Development (Plantation Core/The Club) - Table 9(m): Green Sea Turtle Monitoring Protocols – Part B: Monitoring of Identified Nests & Minimization at Kukui'ula Development (Plantation Core/The Club).....	138
Item 11. Describe the schedule that will be followed to provide training for staff	139
Item 12. Describe any outreach conducted	142
PART 2. Take Estimate, Requested Amount of Take Authorization, and Funding.....	145
Item 1. Show the calculation of estimated take for each of the Covered Species	145
Table 10: Annual Lethal Estimated Take Calculation	145
Item 2. Select the requested take authorization and permit/license term coverage for each of the Covered Species.....	146

Table 11: Newell’s Shearwater	146
Table 12: Hawaiian Petrel.....	147
Table 13: Band-Rumped Storm Petrel.....	148
Item 3. Funding Assurance	149
List of Appendices	150
Appendix A – TMK Maps and Site Plans	
Port Allen Solar Farm	
(a) Port Allen Solar Farm – TMK Map.....	A-1
(a) Port Allen Solar Farm – Site Plan	A-2
(a) through (f) Port Allen Commercial Properties – Overview.....	A-3
Port Allen Center I and II	
(b) Port Allen Center I and II – TMK Map	A-4
(b) Port Allen Center I and II – Site Plan	A-5
(b) Port Allen Center I – Site Plan.....	A-6
(b) Port Allen Center II – Site Plan.....	A-7
Port Allen South Parcels	
(c) Port Allen South Parcels - TMK Map (shoreline parcel).....	A-8
(c) Port Allen South Parcels – TMK Map (BEI Parcel)	A-9
(c) Port Allen South Parcels - Site Plan	A-10
Port Allen Parking Lots	
(d) Port Allen Parking Lots - TMK Map (Small Parking Lot).....	A-11
(d) Port Allen Parking Lots - TMK Map (Large Parking Lot).....	A-12
(d) Port Allen Parking Lots - Site Plan	A-13
Port Allen Steel Warehouse	
(e) Port Allen Steel Warehouse - TMK Map	A-14
(e) Port Allen Steel Warehouse - Site Plan (1 of 2)	A-15
(e) Port Allen Steel Warehouse - Site Plan (2 of 2)	A-16
Port Allen Marina Center	
(f) Port Allen Marina Center - TMK Map	A-17
(f) Port Allen Marina Center - Site Plan (1 of 2)	A-18
(f) Port Allen Marina Center – Site Plan (2 of 2).....	A-19

Pump 3 Hanapepe Valley	
(g) Pump 3 Hanapepe Valley - TMK Map	A-20
(g) Pump 3 Hanapepe Valley - Site Plan (1 of 2).....	A-21
(g) Pump 3 Hanapepe Valley - Site Plan (2 of 2)	A-22
Kalaheo Powerhouse	
(h) Kalaheo Powerhouse - TMK Map	A-23
(h) Kalaheo Powerhouse - Site Plan	A-24
Wainiha Powerhouse	
(i) Wainiha Powerhouse - TMK Map	A-25
(i) Wainiha Powerhouse - Site Plan	A-26
Hokulei Shopping Village	
(j) Hokulei Shopping Village - TMK Map (1 of 6)	A-27
(j) Hokulei Shopping Village - TMK Map (2 of 6)	A-28
(j) Hokulei Shopping Village - TMK Map (3 of 6)	A-29
(j) Hokulei Shopping Village - TMK Map (4 of 6)	A-30
(j) Hokulei Shopping Village - TMK Map (5 of 6)	A-31
(j) Hokulei Shopping Village - TMK Map (6 of 6)	A-32
(j) Hokulei Shopping Village - Site Plan (1 of 2)	A-33
(j) Hokulei Shopping Village - Site Plan (2 of 2)	A-34
Shops at Kukuiula	
(k) Shops at Kukuiula - TMK Map	A-35
(k) Shops at Kukuiula - Site Plan (1 of 2)	A-36
(k) Shops at Kukuiula - Site Plan (2 of 2)	A-37
Waipouli Town Center	
(l) Waipouli Town Center - TMK Map.....	A-38
(l) Waipouli Town Center - Site Plan (1 of 2)	A-39
(l) Waipouli Town Center - Site Plan (2 of 2)	A-40
Kukui'ula Development (Plantation Core/The Club)	
(m) Kukui'ula Development (Plantation Core/The Club) - TMK Map	A-41
(m) Kukui'ula Development (Plantation Core/The Club) - Site Plan	A-42
Appendix B1 – Seabird Awareness and Response Training Program (Commercial Properties)	
Appendix B2 – Seabird Awareness and Response Training Program (McBryde Facilities)	

Appendix C – Standard Operating Procedures

Appendix D – A&B Downed Seabird Recovery Report Form

DRAFT

PART 1: Landowner & Property Information; Description of the Facilities; Avoidance & Minimization Measures; Monitoring of Take

Item 1. Provide the name of the landowner, business, agency, or institution and complete contact information. If the applicant/participant is different from the landowner, please attach power of attorney (or other documentation) allowing the party to act on the landowner's behalf.

Participant/Applicant Name: Alexander & Baldwin, Inc.
(including its subsidiaries/related entities:
A & B Properties Hawaii, LLC
Alexander & Baldwin, LLC
McBryde Sugar Company, LLC
McBryde Resources, Inc.
ABP LR1 LLC
ABP LR2 LLC
ABP LR3 LLC
Kukui'ula Village LLC
ABP Waipouli LLC
KDC, LLC
Kukui'ula Development Company
(Hawaii), LLC)

Physical Address/Location of Facility: Various (see Item 2)

Mailing Address: 822 Bishop Street
Honolulu, HI 96813

Primary Contact: Ownership Name: Sean M. O'Keefe
Address: PO Box 266
Puunene, HI 96784
Email: sokeefe@abhi.com
Telephone: (808) 283-8907

Alternate Contact: Name: Nelson Chun
Address: 822 Bishop Street
Honolulu, HI 96813
Telephone: (808) 525-6611
Email: nchun@abhi.com

Preparer Contact: Name: Lisa A. Bail, Esq.
 Address: Goodsill Anderson Quinn & Stifel LLP
 999 Bishop St., Suite 1600
 Honolulu, HI 96813
 Email: lbail@goodsill.com
 Telephone: (808) 547-5787

Preparer Contact: Name: Reginald David
 Address: Rana Biological Consulting, Inc.
 P.O. Box 1371
 Kailua-Kona, HI 96740
 Email: davidr003@hawaii.rr.com
 Telephone: (808) 937-0124

DRAFT

Item 2. Provide the legal description of the property at which the existing facilities and Covered Activities are located, including Tax Map Key (TMK) number. Provide a survey of the property and site plan drawings showing the locations of the Covered Activities (lights), property boundaries, buildings & structures, and site features. If properties containing the Covered Activities comprise separate parcels please include all Tax Map Key numbers and maps.

The following A&B facilities are proposed for inclusion. Copies of the TMK maps and site plans for the properties below are included in Appendix A. Lighting information is indicated in Tables 1(a) through 1(m) below.

	Property Name/Description	Owner	TMK Number	Size
a.	Port Allen Solar Farm (solar power array) McBryde Resources, Inc. operator	McBryde Sugar Company LLC	(4) 2-1-001:051	20 acres
b.	Port Allen Center I and II (commercial/warehouse facilities)	A & B Properties Hawaii, LLC	(4) 2-1-003:004	2.67 acres
c.	Port Allen south parcels	A & B Properties Hawaii, LLC	(4) 2-1-003:029 (BEI parcel) (4) 2-1-003:030 (shore parcel)	0.813 acres 1.283 acres
d.	Port Allen parking lots	Alexander & Baldwin LLC	(4) 2-1-003:025 (4) 2-1-003:026	0.6614 acres 1.2618 acres
e.	Port Allen Steel Warehouse (commercial/warehouse facilities)	A & B Properties Hawaii, LLC	(4) 2-1-003:028	3.598 acres
f.	Port Allen Marina Center (commercial/retail center)	A & B Properties Hawaii, LLC	(4) 2-1-003:040	1.71 acres
g.	Pump 3 Hanapepe Valley (irrigation pump station) McBryde Resources, Inc. operator	McBryde Sugar Company, LLC	(4) 2-1-001:010 (portion)	0.45 acres (of 123.0683 acres)
h.	Kalaheo Powerhouse (hydroelectric plant) McBryde Resources, Inc. operator	McBryde Sugar Company, LLC	(4) 2-4-016:013 portion	0.6 acres (of 48.064 acres)
i.	Wainiha Powerhouse (hydroelectric plant) McBryde Resources, Inc. operator	McBryde Sugar Company LLC	(4) 5-8-003:003 portion	1.5 acres (of 30.87 acres)

j.	Hokulei Shopping Village (shopping center)	ABP LR1 LLC ABP LR2 LLC ABP LR3 LLC	(4) 3-3-003:046, 049, 050, 051, 052, 053	14.598 acres
k.	The Shops at Kukui'ula (retail center)	Kukui'ula Village LLC	(4) 2-6-015:010	10.241 acres
l.	Waipouli Town Center, Kapaa (shopping center)	ABP Waipouli LLC	(4) 4-3-008:002	4.267 acres
m.	Kukui'ula Development (Plantation Core/The Club)	KDC, LLC	(4) 2-6-019:031 (Plantation Core)	15.264 acres

This Participant Inclusion Plan uses the foregoing letter identifications to reference the above properties throughout this document. For example, the Port Allen Solar Farm will be referenced in Table 1(a), 2(a), 3(a), etc. and Kukui'ula Development will be referenced in table 1(m), 2(m), 3(m), etc.

Item 3. Describe the existing Covered Activities for which incidental take authorization is sought. Include list of buildings, type and description of lights present, purpose and location of lights and current seabird lighting accommodation in place (e.g. shielding, downward pointing, switched off during fledging season etc.). For “Types of lights” please use the following categories:

- **Parking Lights**
- **Signage Illumination**
- **Wall-pack Building Lights**
- **Landscaping/Grounds/Accent/Bollards**
- **Indoor lights visible from outdoors**
- **Roof Floodlights**
- **Other Lights**

Facility lighting plan may be submitted as lighting inventory. Photos may be attached. The suggested light table, and Green Sea Turtle assessment table below may each be modified as needed to provide the necessary information.

DRAFT

Port Allen Solar Farm

Table 1(a): Lighting at Port Allen Solar Farm

List of Buildings	Type/Description of Lights Present	Location	Purpose of the Lights	Describe any measures implemented to avoid or minimize take impacts to Covered Species
Control building	Fully shielded down pointed over door LED lights.	Over two doors on the exterior of the building.	Safety if an emergency occurs at night and service access is required.	Both lights are fully dark sky compliant and lights are not illuminated except when a night time service call is required.

Port Allen Solar Farm

Table 2(a): Green Sea Turtle Assessment for Port Allen Solar Farm

<p>Please provide the information requested below to help determine if measures to avoid impacts to the Green Sea Turtle(s) from the effects of light attraction are required to be implemented at any of the facility(s), parcel(s), or site(s) included in this PIP. Please consult with staff from the DLNR and the USFWS to arrange a site visit, if needed, discuss measures to avoid impacts to the Green Sea Turtle, and provide further guidance.</p>		
<p>Are any of the facilities located adjacent to a beach?</p>	<p>Yes</p>	<p>If yes, provide length of beach frontage & brief description of facilities & lights adjacent to the beach</p> <p>This parcel includes about 60 feet of beach frontage. The solar facility itself is at least 300 feet from the beach, and there are no lights on the beach. The only lights at this facility are about 1,000 feet from the beach (and are normally off).</p>
<p>Are any of the Covered Activities (lights) visible from a beach?</p>	<p>A&B's lights are not visible from the beach.</p>	<p>If yes, describe the specific lights (type, , height, purpose) & specific location; provide map & photos showing distance from beach</p>
<p>Have green sea turtles been known to nest on any beaches adjacent to the facilities?</p>	<p>No</p>	<p>If yes, provide information about nesting occurrences, if known, including location and date and any other information</p>

Port Allen Center I and II

Table 1(b): Lighting at Port Allen Center I and II

List of Buildings	Type/Description of Lights Present	Location	Purpose of the Lights	Describe any measures implemented to avoid or minimize take impacts to Covered Species
Port Allen Center 1: One warehouse split into six bays, fronting Waialo Road, totaling 28,000 sq. ft.	12 flat LED panel lights	Mounted on steel building pointed down and shielded.	Safety and security	A lighting audit was conducted of the property and most of the unshielded lighting was replaced with LED that are dark sky compliant. KSHCP Table 5-1 (Biological Goals) requires that lighting avoidance and minimization be implemented "by the end of Year 1." A&B will complete its lighting and minimization by the end of Year 1.
"	4 fully shielded cylinder lights	Mounted on steel building pointed down and shielded.	Safety and security	A lighting audit was conducted of the property and most of the unshielded lighting was replaced with LED that are dark sky compliant. KSHCP Table 5-1 (Biological Goals) requires that lighting avoidance and minimization be implemented "by the end of Year 1." A&B will complete its lighting and minimization by the end of Year 1.
"	2 large fully shielded lights	On either side of the Brew Pub entrance.	Safety and security	A lighting audit was conducted of the property and most of the unshielded lighting was replaced with LED that are dark sky compliant. KSHCP Table 5-1 (Biological Goals) requires that lighting avoidance and minimization be implemented "by the end of Year 1."

				A&B will complete its lighting and minimization by the end of Year 1.
"	Eight fixtures of various types which have been deactivated	Back side of the building.	Not used anymore.	These fixtures will either be replaced, modified to make them dark sky compliant, or deactivated. KSHCP Table 5-1 (Biological Goals) requires that lighting avoidance and minimization be implemented "by the end of Year 1." A&B will complete its lighting and minimization by the end of Year 1.
Port Allen Center 2: One warehouse split into seven bays, totaling 13,198 sq. ft.	3 flat low wattage LED panels mounted so that they point straight down	On west facing wall overlooking the parking lot.	Safety and security.	A lighting audit was conducted of the property and most of the unshielded lighting was replaced with LED that are dark sky compliant. KSHCP Table 5-1 (Biological Goals) requires that lighting avoidance and minimization be implemented "by the end of Year 1." A&B will complete its lighting and minimization by the end of Year 1.
	1 bare bulb floods with two lights each	On west facing wall overlooking the parking lot.	Safety and security, only used occasionally businesses are not open at night.	These fixtures will either be replaced, modified to make them dark sky compliant, or deactivated. KSHCP Table 5-1 (Biological Goals) requires that lighting avoidance and minimization be implemented "by the end of Year 1." A&B will complete its lighting and minimization by the end of Year 1.

	I motion triggered flat LED fixture	On west facing wall overlooking the parking lot.	Safety and security.	A lighting audit was conducted of the property and most of the unshielded lighting was replaced with LEDs that are dark sky compliant. KSHCP Table 5-1 (Biological Goals) requires that lighting avoidance and minimization be implemented "by the end of Year 1." A&B will complete its lighting and minimization by the end of Year 1.
	3 bare bulbs	One on the back of the building and two by NAPA.	Safety and security, only used occasionally businesses are not open at night.	These fixtures will be replaced or modified to make them dark sky compliant or will be deactivated. KSHCP Table 5-1 (Biological Goals) requires that lighting avoidance and minimization be implemented "by the end of Year 1." A&B will complete its lighting and minimization by the end of Year 1.

Port Allen Center I and II

Table 2(b): Green Sea Turtle Assessment for Port Allen Center I and II

Please provide the information requested below to help determine if measures to avoid impacts to the Green Sea Turtle(s) from the effects of light attraction are required to be implemented at any of the facility(s), parcel(s), or site(s) included in this PIP. Please consult with staff from the DLNR and the USFWS to arrange a site visit, if needed, discuss measures to avoid impacts to the Green Sea Turtle, and provide further guidance.		
Are any of the facilities located adjacent to a beach?	No	If yes, provide length of beach frontage & brief description of facilities & lights adjacent to the beach
Are any of the Covered Activities (lights) visible from a beach?	No	If yes, describe the specific lights (type, , height, purpose) & specific location; provide map & photos showing distance from beach
Have green sea turtles been known to nest on any beaches adjacent to the facilities?	No	If yes, provide information about nesting occurrences, if known, including location and date and any other information

Port Allen South Parcels

Table 1(c): Lighting at Port Allen South Parcels

List of Buildings	Type/Description of Lights Present	Location	Purpose of the Lights	Describe any measures implemented to avoid or minimize take impacts to Covered Species
Vacant Shoreline Parcel - none	None	N/A	N/A	N/A
BEI Parcel – two buildings, plus a shipping container converted to a building.	1 flat flood light	Mounted on power pole		Light is no longer functional.
"	1 unshielded streetlight, deactivated	In yard		Light is no longer functional.

Port Allen South Parcels

Table 2(c): Green Sea Turtle Assessment for Port Allen South Parcels

Please provide the information requested below to help determine if measures to avoid impacts to the Green Sea Turtle(s) from the effects of light attraction are required to be implemented at any of the facility(s), parcel(s), or site(s) included in this PIP. Please consult with staff from the DLNR and the USFWS to arrange a site visit, if needed, discuss measures to avoid impacts to the Green Sea Turtle, and provide further guidance.		
Are any of the facilities located adjacent to a beach? The vacant lot is adjacent to the shoreline but has no "facilities" other than a fuel pipeline operated by Island Energy Services The BEI lot is not adjacent to the shoreline	No	If yes, provide length of beach frontage & brief description of facilities & lights adjacent to the beach The vacant lot fronts the ocean. There are approximately 600 feet of shoreline frontage and no lights adjacent to the shoreline. There is no beach; the shoreline is a rock cliff
Are any of the Covered Activities (lights) visible from a beach?	No	If yes, describe the specific lights (type, , height, purpose) & specific location; provide map & photos showing distance from beach
Have green sea turtles been known to nest on any beaches adjacent to the facilities?	No	If yes, provide information about nesting occurrences, if known, including location and date and any other information

Port Allen Parking Lots

Table 1(d): Lighting at Port Allen Parking Lots

List of Buildings	Type/Description of Lights Present	Location	Purpose of the Lights	Describe any measures implemented to avoid or minimize take impacts to Covered Species
None – unpaved parking lot located ocean side of the Marina Center.	Three LED fully shielded streetlights	Fronting Aka Ula Road <i>makai</i> of the Marina Center	Safety and security	Selected fully shielded streetlights – there are regular streetlights along Waialo Road which are operated by KIUC.

Port Allen Parking Lots

Table 2(d): Green Sea Turtle Assessment for Port Allen Parking Lots

Please provide the information requested below to help determine if measures to avoid impacts to the Green Sea Turtle(s) from the effects of light attraction are required to be implemented at any of the facility(s), parcel(s), or site(s) included in this PIP. Please consult with staff from the DLNR and the USFWS to arrange a site visit, if needed, discuss measures to avoid impacts to the Green Sea Turtle, and provide further guidance.		
Are any of the facilities located adjacent to a beach?	No (there is shoreline frontage, but no beach).	<p>If yes, provide length of beach frontage & brief description of facilities & lights adjacent to the beach</p> <p>There are approximately 300 feet of shoreline frontage and no lights adjacent to the shoreline. There is no beach; the shoreline is rocky.</p>
Are any of the Covered Activities (lights) visible from a beach?	No	<p>If yes, describe the specific lights (type, , height, purpose) & specific location; provide map & photos showing distance from beach</p> <p>A&B lighting is inland of the Navy and HDOT-DOT lighting</p>
Have green sea turtles been known to nest on any beaches adjacent to the facilities?	No	<p>If yes, provide information about nesting occurrences, if known, including location and date and any other information</p>

Port Allen Steel Warehouse

Table 1(e): Lighting at Port Allen Steel Warehouse

List of Buildings	Type/Description of Lights Present	Location	Purpose of the Lights	Describe any measures implemented to avoid or minimize take impacts to Covered Species
One Steel warehouse building divided into seven bays totally 22,622 sq. ft.	Seven rectangular wall sconces with foil shield	Attached to the building sides	Safety and security	Most of these fixtures are no longer functional.
"	Six motion sensor activated LED panels	Attached to the building sides	Safety and security	Lights turn on only when someone approaches the building and turn off when they leave.
"	Four double bulb flood lights	Attached to building	Safety and security	These are no longer active.
"	Two downward pointed floods triggered by motion sensors	Attached to building	Safety and security	Lights turn on only when someone approaches the building and turn off when they leave.
"	Five other non-shielded fixtures	Attached to building	No longer in use	These fixtures have been deactivated, and will be removed .

Port Allen Steel Warehouse

Table 2(e): Green Sea Turtle Assessment for Port Allen Steel Warehouse

<p>Please provide the information requested below to help determine if measures to avoid impacts to the Green Sea Turtle(s) from the effects of light attraction are required to be implemented at any of the facility(s), parcel(s), or site(s) included in this PIP. Please consult with staff from the DLNR and the USFWS to arrange a site visit, if needed, discuss measures to avoid impacts to the Green Sea Turtle, and provide further guidance.</p>		
<p>Are any of the facilities located adjacent to a beach?</p>	<p>No (there is shoreline frontage, but no beach)</p>	<p>If yes, provide length of beach frontage & brief description of facilities & lights adjacent to the beach</p> <p>This property fronts the ocean. There are approximately 400 feet of shoreline frontage and no lights on the makai side of the building, and all other lights on the building are motion sensor triggered. There is no beach; the shoreline is rocky.</p>
<p>Are any of the Covered Activities (lights) visible from a beach?</p>	<p>No</p>	<p>If yes, describe the specific lights (type, , height, purpose) & specific location; provide map & photos showing distance from beach</p>
<p>Have green sea turtles been known to nest on any beaches adjacent to the facilities?</p>	<p>No</p>	<p>If yes, provide information about nesting occurrences, if known, including location and date and any other information</p>

Port Allen Marina Center

Table 1(f): Lighting at Port Allen Marina Center

List of Buildings	Type/Description of Lights Present	Location	Purpose of the Lights	Describe any measures implemented to avoid or minimize take impacts to Covered Species
Two buildings connected by a courtyard.	56 Low wattage wall sconces	Attached to the walls of the buildings under an overhang.	Security and safety	The wattage of the bulbs has been lowered as much as they can be and still provide adequate lighting for shoppers. During the fledging season every other light is turned off at 9:00 pm.
"	Ten fully shielded down pointing streetlights	Located in the parking lots and along the front of the shopping center.	Security and safety	
"	Eight fluorescent signage illuminators, completely shielded by metal shielding	On the front of the building lighting individual store signs.	Illuminate shop signs	
"	Two CFL floods	Pointed at the entrance to the bar. Under the eaves of the building.	Illuminate bar entrance	

Port Allen Marina Center

Table 2(f): Green Sea Turtle Assessment for Port Allen Marina Center

Please provide the information requested below to help determine if measures to avoid impacts to the Green Sea Turtle(s) from the effects of light attraction are required to be implemented at any of the facility(s), parcel(s), or site(s) included in this PIP. Please consult with staff from the DLNR and the USFWS to arrange a site visit, if needed, discuss measures to avoid impacts to the Green Sea Turtle, and provide further guidance.

Are any of the facilities located adjacent to a beach?	No	If yes, provide length of beach frontage & brief description of facilities & lights adjacent to the beach
Are any of the Covered Activities (lights) visible from a beach?	No	If yes, describe the specific lights (type, , height, purpose) & specific location; provide map & photos showing distance from beach
Have green sea turtles been known to nest on any beaches adjacent to the facilities?	No	If yes, provide information about nesting occurrences, if known, including location and date and any other information

Pump 3 Hanapepe Valley

Table 1(g): Lighting at Pump 3 Hanapepe Valley

List of Buildings	Type/Description of Lights Present	Location	Purpose of the Lights	Describe any measures implemented to avoid or minimize take impacts to Covered Species
Control building	One deactivated light	Over door into the control building	Nighttime emergency service calls	These lights are no longer functional.
Pump shed	Two unshielded flood lights	Lighting the pumps	Nighttime emergency service calls	These lights are not turned on unless there is an emergency repair needed at night. Also, they are located under an open-sided roofed structure.
Switching yard	None			

Pump 3 Hanapepe Valley

Table 2(g): Green Sea Turtle Assessment for Pump 3 Hanapepe Valley

Please provide the information requested below to help determine if measures to avoid impacts to the Green Sea Turtle(s) from the effects of light attraction are required to be implemented at any of the facility(s), parcel(s), or site(s) included in this PIP. Please consult with staff from the DLNR and the USFWS to arrange a site visit, if needed, discuss measures to avoid impacts to the Green Sea Turtle, and provide further guidance.		
Are any of the facilities located adjacent to a beach?	No	If yes, provide length of beach frontage & brief description of facilities & lights adjacent to the beach
Are any of the Covered Activities (lights) visible from a beach?	No	If yes, describe the specific lights (type, , height, purpose) & specific location; provide map & photos showing distance from beach
Have green sea turtles been known to nest on any beaches adjacent to the facilities?	No	If yes, provide information about nesting occurrences, if known, including location and date and any other information

Kalaheo Powerhouse

Table 1(h): Lighting at Kalaheo Powerhouse

List of Buildings	Type/Description of Lights Present	Location	Purpose of the Lights	Describe any measures implemented to avoid or minimize take impacts to Covered Species
Powerhouse	One three bulb fixture completely shielded	On powerhouse walls	Repairs at night	These lights are not usually turned on
"	One downward pointed circular low wattage LED fixture	This fixture is under the eaves and is not visible from the sky	Repairs at night	
"	Two small wall sconces – no longer active			

Kalaheo Powerhouse

Table 2(h): Green Sea Turtle Assessment for Kalaheo Powerhouse

Please provide the information requested below to help determine if measures to avoid impacts to the Green Sea Turtle(s) from the effects of light attraction are required to be implemented at any of the facility(s), parcel(s), or site(s) included in this PIP. Please consult with staff from the DLNR and the USFWS to arrange a site visit, if needed, discuss measures to avoid impacts to the Green Sea Turtle, and provide further guidance.		
Are any of the facilities located adjacent to a beach?	No	If yes, provide length of beach frontage & brief description of facilities & lights adjacent to the beach
Are any of the Covered Activities (lights) visible from a beach?	No	If yes, describe the specific lights (type, , height, purpose) & specific location; provide map & photos showing distance from beach
Have green sea turtles been known to nest on any beaches adjacent to the facilities?	No	If yes, provide information about nesting occurrences, if known, including location and date and any other information

Wainiha Powerhouse

Table 1(i): Lighting at Wainiha Powerhouse

List of Buildings	Type/Description of Lights Present	Location	Purpose of the Lights	Describe any measures implemented to avoid or minimize take impacts to Covered Species
Powerhouse	Three small full cutoff fixtures	Attached to the powerhouse walls.	Emergency nighttime repairs.	These lights are not turned on except in the case of nighttime emergencies.
Substation	None			

Wainiha Powerhouse

Table 2(i): Green Sea Turtle Assessment for Wainiha Powerhouse

Please provide the information requested below to help determine if measures to avoid impacts to the Green Sea Turtle(s) from the effects of light attraction are required to be implemented at any of the facility(s), parcel(s), or site(s) included in this PIP. Please consult with staff from the DLNR and the USFWS to arrange a site visit, if needed, discuss measures to avoid impacts to the Green Sea Turtle, and provide further guidance.		
Are any of the facilities located adjacent to a beach?	No	If yes, provide length of beach frontage & brief description of facilities & lights adjacent to the beach
Are any of the Covered Activities (lights) visible from a beach?	No	If yes, describe the specific lights (type, , height, purpose) & specific location; provide map & photos showing distance from beach
Have green sea turtles been known to nest on any beaches adjacent to the facilities?	No	If yes, provide information about nesting occurrences, if known, including location and date and any other information

Hokulei Shopping Village

Table 1(j): Lighting at Hokulei Shopping Village

List of Buildings	Type/Description of Lights Present	Location	Purpose of the Lights	Describe any measures implemented to avoid or minimize take impacts to Covered Species
The shopping center contains 10 buildings (please see site plan in Appendix A).	101 full cutoff low wattage streetlights, three configurations	Within the parking lot	Security and customer safety	All lights are dark sky compliant and use low wattage LED luminaires.
	111 bucket wall lights, low wattage LEDs	Mounted on the store walls	Security and customer safety	All lights are dark sky compliant and use low wattage LED bulbs.
	94 cylindrical tube lights – low wattage LEDs	Mounted on the store walls	Security and customer safety	All lights are dark sky compliant, use low wattage LED bulbs, and can't be seen from the sky.
	30 recessed can lights, low wattage LEDs	Mounted in the ceilings along the covered walkways	Security and customer safety	All lights are dark sky compliant, use low wattage LED bulbs, and can't be seen from the sky.
	26 tube lights, two configurations	Mounted under awnings around the shopping center	Security and customer safety	All lights are dark sky compliant, use low wattage LED bulbs, and can't be seen from the sky.
	1 large ceiling mounted flat panel LED	Mounted in the ceiling above a covered walkway	Security and customer safety	All lights are dark sky compliant, use low wattage LED bulbs, and can't be seen from the sky.

	2 cylindrical UFO LED lights	Mounted on the exterior walls of the Jack in the Box	Security and customer safety	All lights are dark sky compliant, use low wattage LED bulbs, and can't be seen from the sky.
	2 can flood lights	Mounted on the exterior walls of the Wendy's	Security and customer safety	All lights are dark sky compliant, use low wattage LED bulbs, and can't be seen from the sky.
	4 emergency exit box lights, CFL bulbs	Mounted above the emergency exit doors on the Petco Store	Emergency exit illumination	These lights only turn on when the power is interrupted and the stores are open.
	10 in ceiling CFL panels	Mounted in the ceiling above the gas pumps in the Chevron Station	Security and customer safety	
	7 wall mounted shielded can LED lights	Mounted on the exterior walls of American Savings	Security and customer safety	All lights are dark sky compliant and use low wattage LED bulbs.
	9 wall mounted tulip LED can lights	Mounted on the exterior walls of American Savings	Security and customer safety	All lights are dark sky compliant and use low wattage LED bulbs.

	16 LED wall mounted shielded LED box lights	Mounted on the exterior walls of American Savings	Security and customer safety	All lights are dark sky compliant and use low wattage LED bulbs.
	1 LED fully shielded box light	Mounted beneath an awning at the drive through of American Savings	Security and customer safety	All lights are dark sky compliant and use low wattage LED bulbs.
	5 fully shielded LED Bollard lights	Installed along the eastern entrance road to the shopping Center	Security and customer safety	All lights are dark sky compliant and use low wattage LED bulbs.
	23 flat fully shielded LED panel lights	Mounted on the exterior walls of the Safeway Store	Security and customer safety	All lights are dark sky compliant, use low wattage LED bulbs, and can't be seen from the sky.
	4 ceiling mounted can lights	Mounted on the ceiling of the entrance to the Safeway Store	Security and customer safety	All lights are dark sky compliant, use low wattage LED bulbs, and can't be seen from the sky.
	5 in wall LED safety lights	Mounted in the walls of the Safeway loading dock	Security and employee safety	

Hokulei Shopping Village

Table 2(j): Green Sea Turtle Assessment for Hokulei Shopping Village

Please provide the information requested below to help determine if measures to avoid impacts to the Green Sea Turtle(s) from the effects of light attraction are required to be implemented at any of the facility(s), parcel(s), or site(s) included in this PIP. Please consult with staff from the DLNR and the USFWS to arrange a site visit, if needed, discuss measures to avoid impacts to the Green Sea Turtle, and provide further guidance.

Are any of the facilities located adjacent to a beach?	No	If yes, provide length of beach frontage & brief description of facilities & lights adjacent to the beach
Are any of the Covered Activities (lights) visible from a beach?	No	If yes, describe the specific lights (type, , height, purpose) & specific location; provide map & photos showing distance from beach
Have green sea turtles been known to nest on any beaches adjacent to the facilities?	No	If yes, provide information about nesting occurrences, if known, including location and date and any other information

The Shops at Kukui'ula

Table 1(k): Lighting at The Shops at Kukui'ula

List of Buildings	Type/Description of Lights Present	Location	Purpose of the Lights	Describe any measures implemented to avoid or minimize take impacts to Covered Species
Shopping Center	67 LED streetlights full cutoff, pointed parallel to the ground	Parking lot	Safety and security	
"	6 flat panel LED parking lot lights	Employee Parking Lot	Safety and security	
"	Numerous lights with wide range of designs and wattages illuminating the shops	On and around the shops	Safety and security	The shopping center is in the process of developing a lighting plan for this facility that will reduce light emissions, and replace lights with dark sky compliant fixtures and/ or lamps. KSHCP Table 5-1 (Biological Goals) requires that lighting avoidance and minimization be implemented "by the end of Year 1." A&B will complete its lighting and minimization by the end of Year 1.

The Shops at Kukui'ula

Table 2(k): Green Sea Turtle Assessment for The Shops at Kukui'ula

Please provide the information requested below to help determine if measures to avoid impacts to the Green Sea Turtle(s) from the effects of light attraction are required to be implemented at any of the facility(s), parcel(s), or site(s) included in this PIP. Please consult with staff from the DLNR and the USFWS to arrange a site visit, if needed, discuss measures to avoid impacts to the Green Sea Turtle, and provide further guidance.		
Are any of the facilities located adjacent to a beach?	No	If yes, provide length of beach frontage & brief description of facilities & lights adjacent to the beach
Are any of the Covered Activities (lights) visible from a beach?	No	If yes, describe the specific lights (type, , height, purpose) & specific location; provide map & photos showing distance from beach
Have green sea turtles been known to nest on any beaches adjacent to the facilities?	No	If yes, provide information about nesting occurrences, if known, including location and date and any other information

Waipouli Town Center

Table 1(I): Lighting at Waipouli Town Center

List of Buildings	Type/Description of Lights Present	Location	Purpose of the Lights	Describe any measures implemented to avoid or minimize take impacts to Covered Species
Shopping Center and a separate McDonalds building	Twenty-five full cutoff shielded parking lot streetlights in various configurations	In the parking lot	Safety and security	Full cutoff fixtures
	Thirteen wall pack LED fixtures	Attached to the outside walls of the shopping center	Safety and security	Full cutoff fixtures
	Two flat panel full cutoff LED wall packs	Attached to the outside walls of the shopping center in the loading dock area	Safety and security	Full cutoff fixtures
	Two, two light bulb flood light fixtures, motion sensor triggered	Back wall of the shopping center	Safety and security	Motion triggered, not usually on

	Thirty-one fully shielded low wattage LED ceiling fixtures	Mounted to the ceilings above the covered walkways – not visible from the sky	Safety and security	Full cutoff fixtures, not visible from the sky
	One floodlight under roof	Flood light under roof pointed at the cashier station of the McDonalds restaurant	Safety and security	Masked by roof overhang

Waipouli Town Center

Table 2(I): Green Sea Turtle Assessment for Waipouli Town Center

Please provide the information requested below to help determine if measures to avoid impacts to the Green Sea Turtle(s) from the effects of light attraction are required to be implemented at any of the facility(s), parcel(s), or site(s) included in this PIP. Please consult with staff from the DLNR and the USFWS to arrange a site visit, if needed, discuss measures to avoid impacts to the Green Sea Turtle, and provide further guidance.

Are any of the facilities located adjacent to a beach?	No	If yes, provide length of beach frontage & brief description of facilities & lights adjacent to the beach
Are any of the Covered Activities (lights) visible from a beach?	No	If yes, describe the specific lights (type, , height, purpose) & specific location; provide map & photos showing distance from beach
Have green sea turtles been known to nest on any beaches adjacent to the facilities?	No	If yes, provide information about nesting occurrences, if known, including location and date and any other information

Kukui'ula Development (Plantation Core/The Club)

Table 1(m): Lighting at Kukui'ula Development (Plantation Core/The Club)

List of Buildings	Type/Description of Lights Present	Location	Purpose of the Lights	Describe any measures implemented to avoid or minimize take impacts to Covered Species
Parking Lots	3 walkway "mushroom" lights which are completely shielded and have low wattage LEDs	Along walkways	Path lighting and safety and security	Completely shielded low wattage dark sky LED fixtures.
"	79 tree-mounted fully shielded pencil can lights	In trees (lights are downward pointed in parking lot)	Parking lot safety and security	Completely shielded low wattage dark sky LED fixtures.
Cart Barn and Mechanicals Building	15 low wattage CFL bulb lights in glass fixtures	Mounted on the walls	Safety and security	Low wattage CFLs.
"	2 flood lights with CFL bulbs	Mounted at the loading dock bay	Deliveries and service at night	Under eaves, downward pointed and only turned on when needed.
Porte Cochere	2 walkway "mushroom" lights which are completely shielded, low wattage LEDs	Along walkways	Path lighting and safety and security	Completely shielded low wattage dark sky LED fixtures.
"	8 gas candle lanterns	Along driveway and framing the entrance	Accent and mood	Very dim gas lanterns.

"	8 tree mounted fully shielded pencil can lights	In trees downward pointed in trees	Accent and mood lighting	Completely shielded low wattage dark sky LED fixtures.
Kukui'ula Realty	4 wall-mounted lantern lights with milk glass domes, shielded from above	Mounted on entrance wall	Safety and security	Low wattage, shielded from above and under eaves of the building.
The Lodge	4 panel LED lights	West side exterior wall	Safety and security	Low wattage LEDs, all other lights are interior lights or completely shielded by the building.
The Club	17 oil lamp style low wattage lamps in brass fixture	Exterior walls	Safety and security	Low wattage, shielded from above, under eaves, most under eaves.
"	4 wall-mounted lantern lights in milk glass domes, shielded from above	Mounted on entrance wall	Safety and security	Low wattage, shielded from above and under eaves of the building.
"	9 gas candle lanterns	Exterior	Accent and mood	Very dim gas lanterns.
"	10 wall-mounted lantern lights in milk glass domes, shielded from above	Mounted on buildings	Safety and security	Low wattage, shielded from above and most under eaves of the buildings.

"	16 square "ship" lantern fixtures, LED frosted glass	Mounted on buildings	Safety and security	Low wattage, shielded from above and under eaves of the buildings.
Pool area structures	8 wall-mounted lantern lights in milk glass domes, shielded from above	Mounted on buildings	Safety and security	Low wattage, shielded from above and most under eaves of the buildings.
"	2 white glass lanterns, shielded from above	Mounted on buildings	Safety and security	Low wattage, shielded from above and under eaves of the buildings.
"	51 white pencil cylinder can lights, LED	Mounted inside the cabanas on the underside of the roof pointed at the ground	Safety and security and mood lighting	Low wattage, dark sky compliant, shielded completely under roof in the cabanas, not visible from above.
"	The pool is lit with low wattage 38 watt LED fixtures	Mounted on the pool floor and walls	Safety and security	
Landscaping	61 walkway "mushroom" lights which are completely shielded and have low wattage LEDs	Along walkways	Path lighting and safety and security	Completely shielded low wattage dark sky LED fixtures.
"	36 tree-mounted fully shielded pencil can lights	In trees, downward pointed in the ground	Safety and security and mood lighting	Completely shielded low wattage dark sky LED fixtures.

"	20 in-wall, fully shielded, 20 watt step lights, shielded, low wattage	Mounted in the rock sides of the exterior stairs	Safety and security and mood lighting	Completely shielded low wattage dark sky LED fixtures.
---	--	--	---------------------------------------	--

DRAFT

Kukui'ula Development (Plantation Core/The Club)

Table 2(m): Green Sea Turtle Assessment for Kukui'ula Development (Plantation Core/The Club)

Please provide the information requested below to help determine if measures to avoid impacts to the Green Sea Turtle(s) from the effects of light attraction are required to be implemented at any of the facility(s), parcel(s), or site(s) included in this PIP. Please consult with staff from the DLNR and the USFWS to arrange a site visit, if needed, discuss measures to avoid impacts to the Green Sea Turtle, and provide further guidance.		
Are any of the facilities located adjacent to a beach?	No	If yes, provide length of beach frontage & brief description of facilities & lights adjacent to the beach
Are any of the Covered Activities (lights) visible from a beach?	No	If yes, describe the specific lights (type, , height, purpose) & specific location; provide map & photos showing distance from beach
Have green sea turtles been known to nest on any beaches adjacent to the facilities?	No	If yes, provide information about nesting occurrences, if known, including location and date and any other information

Item 4. If applicable, describe any lighting standards (e.g., foot candles/area) required for facility operations or other requirements that necessitate the use of lighting (e.g., required for security, safety, operations). Describe the relevant standard, or regulation, and the areas and Covered Activities at the site (e.g., type of lighting) to which it applies.

There are no specific lighting standards, rules, restrictions or requirements that the properties in this Participant Inclusion Plan must comply with, beyond assuring that lighting is adequate to ensure safety and security for employees and, if applicable, guests. Pre-seabird season lighting audits are conducted by a seabird biologist and necessary adjustments to the lighting are completed prior to the start of the seabird season each year.

Item 5. Describe any plans/proposals for future facilities or expansion of existing facilities. Include any proposed structures and lighting by type, purpose, and location. Plans (architecture and site plans), photos, and drawings can be attached.

Port Allen Solar Farm

At the present time, McBryde has no future plans for the Port Allen Solar Farm that would require the installation of additional exterior lights.

Port Allen Center I and II

At the present time, A&B has no future plans for Port Allen Center I and II that would require the installation of additional exterior lights.

Port Allen South Parcels

At the present time, A&B has no future plans for the Port Allen south parcels that would require the installation of additional exterior lights.

Port Allen Parking Lots

At the present time, A&B has no future plans for the Port Allen Parking Lots that would require the installation of additional exterior lights.

Port Allen Steel Warehouse

At the present time, A&B has no future plans for the Port Allen Steel Warehouse that would require the installation of additional exterior lights.

Port Allen Marina Center

At the present time, A&B has no future plans for the Port Allen Marina Center that would require the installation of additional exterior lights.

Pump 3 Hanapepe Valley

At the present time, A&B has no future plans for Pump 3 in Hanapepe Valley that would require the installation of additional exterior lights.

Kalaheo Powerhouse

At the present time, McBryde has no future plans for the Kalaheo Powerhouse that would require the installation of additional exterior lights.

Wainiha Powerhouse

At the present time, McBryde has no future plans for the Kalaheo Powerhouse that would require the installation of additional exterior lights.

Hokulei Shopping Village

Currently there is a plan to construct a free standing Walgreen's store on this property. All lights that will be installed will be dark sky compliant, full cut off lights, most likely low wattage LEDs.

The Shops at Kukui'ula

A&B is currently working on developing a new lighting plan for this shopping center. Significant changes will be made to the exterior lighting, with the goal of reducing light emissions. KSHCP Table 5-1 (Biological Goals) requires that lighting avoidance and minimization be implemented "by the end of Year 1." A&B will complete its lighting and minimization by the end of Year 1.

Waipouli Town Center

At the present time, A&B has no future plans for the Waipouli Town Center that would require the installation of additional exterior lights.

Kukui'ula Development (Plantation Core/The Club)

At the present time, Kukui'ula Development Company has no future plans for the Plantation Core/The Club that would require the installation of additional exterior lights.

Item 6. Pursuant to the Endangered Species Act (ESA), Section 10 (a)(2)(A)(iii), describe alternatives to avoid the taking considered and evaluated. Provide reasons why those alternatives are not being utilized. Alternatives can include operational or facility design changes (attach pages as needed). The tables below may be altered as needed.

DRAFT

Port Allen Solar Farm

Table 3(a): Light Attraction Alternatives to the Taking at Port Allen Solar Farm

Artificial Light Attraction Alternatives to the Taking Considered	Reasons Alternatives are not Being Utilized (provide justification)
<ul style="list-style-type: none"> ▪ Deactivate <u>all</u> outdoor artificial lights from dusk to dawn during the fledgling fall-out season September 15 to December 15 	Lights are not turned on except when a nighttime emergency requires maintenance.
<ul style="list-style-type: none"> ▪ Change operations to eliminate the need for outdoor artificial lighting (e.g., from nighttime to daylight hours) 	N/A
<ul style="list-style-type: none"> ▪ Shield all lights from visibility from the beach, or screen all Green Sea Turtle nests, from May 15 to December 15 to avoid impacting the green sea turtle (Green Sea Turtle) 	N/A
<ul style="list-style-type: none"> ▪ Other alternatives to the taking considered, if any. If facility is proposed, include alternative designs considered 	N/A

Port Allen Center I and II

Table 3(b): Light Attraction Alternatives to the Taking at Port Allen Center I and II

Artificial Light Attraction Alternatives to the Taking Considered	Reasons Alternatives are not Being Utilized (provide justification)
<ul style="list-style-type: none"> Deactivate <u>all</u> outdoor artificial lights from dusk to dawn during the fledgling fall-out season September 15 to December 15 	Lighting at both of these facilities is minimal. Safety and security preclude completely turning off all lights at night.
<ul style="list-style-type: none"> Change operations to eliminate the need for outdoor artificial lighting (e.g., from nighttime to daylight hours) 	Not practicable
<ul style="list-style-type: none"> Shield all lights from visibility from the beach, or screen all Green Sea Turtle nests, from May 15 to December 15 to avoid impacting the green sea turtle (Green Sea Turtle) 	N/A
<ul style="list-style-type: none"> Other alternatives to the taking considered, if any. If facility is proposed, include alternative designs considered 	

Port Allen South Parcels

Table 3(c): Light Attraction Alternatives to the Taking at Port Allen South Parcels

Artificial Light Attraction Alternatives to the Taking Considered	Reasons Alternatives are not Being Utilized (provide justification)
<ul style="list-style-type: none"> Deactivate <u>all</u> outdoor artificial lights from dusk to dawn during the fledgling fall-out season September 15 to December 15 	Completed
<ul style="list-style-type: none"> Change operations to eliminate the need for outdoor artificial lighting (e.g., from nighttime to daylight hours) 	N/A
<ul style="list-style-type: none"> Shield all lights from visibility from the beach, or screen all Green Sea Turtle nests, from May 15 to December 15 to avoid impacting the green sea turtle (Green Sea Turtle) 	All streetlights are full cutoff dark sky compliant fixtures.
<ul style="list-style-type: none"> Other alternatives to the taking considered, if any. If facility is proposed, include alternative designs considered 	N/A

Port Allen Parking Lots

Table 3(d): Light Attraction Alternatives to the Taking at Port Allen Parking Lots

Artificial Light Attraction Alternatives to the Taking Considered	Reasons Alternatives are not Being Utilized (provide justification)
<ul style="list-style-type: none"> Deactivate <u>all</u> outdoor artificial lights from dusk to dawn during the fledgling fall-out season September 15 to December 15 	Safety and security preclude completely turning off all streetlights at night.
<ul style="list-style-type: none"> Change operations to eliminate the need for outdoor artificial lighting (e.g., from nighttime to daylight hours) 	N/A
<ul style="list-style-type: none"> Shield all lights from visibility from the beach, or screen all Green Sea Turtle nests, from May 15 to December 15 to avoid impacting the green sea turtle (Green Sea Turtle) 	The parking lot lights are shielded.
<ul style="list-style-type: none"> Other alternatives to the taking considered, if any. If facility is proposed, include alternative designs considered 	

Port Allen Steel Warehouse

Table 3(e): Light Attraction Alternatives to the Taking at Port Allen Steel Warehouse

Artificial Light Attraction Alternatives to the Taking Considered	Reasons Alternatives are not Being Utilized (provide justification)
<ul style="list-style-type: none"> Deactivate <u>all</u> outdoor artificial lights from dusk to dawn during the fledgling fall-out season September 15 to December 15 	Has been completed.
<ul style="list-style-type: none"> Change operations to eliminate the need for outdoor artificial lighting (e.g., from nighttime to daylight hours) 	See above.
<ul style="list-style-type: none"> Shield all lights from visibility from the beach, or screen all Green Sea Turtle nests, from May 15 to December 15 to avoid impacting the green sea turtle (Green Sea Turtle) 	N/A
<ul style="list-style-type: none"> Other alternatives to the taking considered, if any. If facility is proposed, include alternative designs considered 	N/A

Port Allen Marina Center

Table 3(f): Light Attraction Alternatives to the Taking at Port Allen Marina Center

Artificial Light Attraction Alternatives to the Taking Considered	Reasons Alternatives are not Being Utilized (provide justification)
<ul style="list-style-type: none"> ▪ Deactivate <u>all</u> outdoor artificial lights from dusk to dawn during the fledgling fall-out season September 15 to December 15 	<p>Safety and security preclude completely turning off all lights at night. Half of the wall sconces are turned off at 8:00 pm during the seabird fledging season. A&B has also lowered the wattage of the bulbs in the wall sconces.</p>
<ul style="list-style-type: none"> ▪ Change operations to eliminate the need for outdoor artificial lighting (e.g., from nighttime to daylight hours) 	<p>Not practicable. Safety and security preclude completely turning off all lights at night.</p>
<ul style="list-style-type: none"> ▪ Shield all lights from visibility from the beach, or screen all Green Sea Turtle nests, from May 15 to December 15 to avoid impacting the green sea turtle (Green Sea Turtle) 	<p>N/A</p>
<ul style="list-style-type: none"> ▪ Other alternatives to the taking considered, if any. If facility is proposed, include alternative designs considered 	<p>Modification and/or replacement of wall sconce lighting is being evaluated.</p>

Pump 3 Hanapepe Valley

Table 3(g): Light Attraction Alternatives to the Taking at Pump 3 Hanapepe Valley

Artificial Light Attraction Alternatives to the Taking Considered	Reasons Alternatives are not Being Utilized (provide justification)
<ul style="list-style-type: none"> Deactivate <u>all</u> outdoor artificial lights from dusk to dawn during the fledgling fall-out season September 15 to December 15 	Completed
<ul style="list-style-type: none"> Change operations to eliminate the need for outdoor artificial lighting (e.g., from nighttime to daylight hours) 	N/A
<ul style="list-style-type: none"> Shield all lights from visibility from the beach, or screen all Green Sea Turtle nests, from May 15 to December 15 to avoid impacting the green sea turtle (Green Sea Turtle) 	N/A
<ul style="list-style-type: none"> Other alternatives to the taking considered, if any. If facility is proposed, include alternative designs considered 	N/A

Kalaheo Powerhouse

Table 3(h): Light Attraction Alternatives to the Taking at Kalaheo Powerhouse

Artificial Light Attraction Alternatives to the Taking Considered	Reasons Alternatives are not Being Utilized (provide justification)
<ul style="list-style-type: none"> Deactivate <u>all</u> outdoor artificial lights from dusk to dawn during the fledgling fall-out season September 15 to December 15 	Completed
<ul style="list-style-type: none"> Change operations to eliminate the need for outdoor artificial lighting (e.g., from nighttime to daylight hours) 	N/A
<ul style="list-style-type: none"> Shield all lights from visibility from the beach, or screen all Green Sea Turtle nests, from May 15 to December 15 to avoid impacting the green sea turtle (Green Sea Turtle) 	N/A
<ul style="list-style-type: none"> Other alternatives to the taking considered, if any. If facility is proposed, include alternative designs considered 	N/A

Wainiha Powerhouse

Table 3(i): Light Attraction Alternatives to the Taking at Wainiha Powerhouse

Artificial Light Attraction Alternatives to the Taking Considered	Reasons Alternatives are not Being Utilized (provide justification)
<ul style="list-style-type: none"> Deactivate <u>all</u> outdoor artificial lights from dusk to dawn during the fledgling fall-out season September 15 to December 15 	Completed
<ul style="list-style-type: none"> Change operations to eliminate the need for outdoor artificial lighting (e.g., from nighttime to daylight hours) 	N/A
<ul style="list-style-type: none"> Shield all lights from visibility from the beach, or screen all Green Sea Turtle nests, from May 15 to December 15 to avoid impacting the green sea turtle (Green Sea Turtle) 	N/A
<ul style="list-style-type: none"> Other alternatives to the taking considered, if any. If facility is proposed, include alternative designs considered 	N/A

Hokulei Shopping Village

Table 3(j): Light Attraction Alternatives to the Taking at Hokulei Shopping Village

Artificial Light Attraction Alternatives to the Taking Considered	Reasons Alternatives are not Being Utilized (provide justification)
<ul style="list-style-type: none"> Deactivate <u>all</u> outdoor artificial lights from dusk to dawn during the fledgling fall-out season September 15 to December 15 	Safety and security preclude completely turning off all lights at night.
<ul style="list-style-type: none"> Change operations to eliminate the need for outdoor artificial lighting (e.g., from nighttime to daylight hours) 	Safety and security preclude completely turning off all lights at night.
<ul style="list-style-type: none"> Shield all lights from visibility from the beach, or screen all Green Sea Turtle nests, from May 15 to December 15 to avoid impacting the green sea turtle (Green Sea Turtle) 	N/A
<ul style="list-style-type: none"> Other alternatives to the taking considered, if any. If facility is proposed, include alternative designs considered 	N/A

The Shops at Kukui'ula

Table 3(k): Light Attraction Alternatives to the Taking at The Shops at Kukui'ula

Artificial Light Attraction Alternatives to the Taking Considered	Reasons Alternatives are not Being Utilized (provide justification)
<ul style="list-style-type: none"> ▪ Deactivate <u>all</u> outdoor artificial lights from dusk to dawn during the fledgling fall-out season September 15 to December 15 	Safety and security preclude completely turning off all lights at night.
<ul style="list-style-type: none"> ▪ Change operations to eliminate the need for outdoor artificial lighting (e.g., from nighttime to daylight hours) 	Safety and security preclude completely turning off all lights at night.
<ul style="list-style-type: none"> ▪ Shield all lights from visibility from the beach, or screen all Green Sea Turtle nests, from May 15 to December 15 to avoid impacting the green sea turtle (Green Sea Turtle) 	N/A
<ul style="list-style-type: none"> ▪ Other alternatives to the taking considered, if any. If facility is proposed, include alternative designs considered 	A&B is currently working on re-designing the lighting at the shopping Center to reduce light attraction.

Waipouli Town Center

Table 3(l): Light Attraction Alternatives to the Taking at Waipouli Town Center

Artificial Light Attraction Alternatives to the Taking Considered	Reasons Alternatives are not Being Utilized (provide justification)
<ul style="list-style-type: none"> ▪ Deactivate <u>all</u> outdoor artificial lights from dusk to dawn during the fledgling fall-out season September 15 to December 15 	Safety and security preclude completely turning off all lights at night.
<ul style="list-style-type: none"> ▪ Change operations to eliminate the need for outdoor artificial lighting (e.g., from nighttime to daylight hours) 	Safety and security preclude completely turning off all lights at night.
<ul style="list-style-type: none"> ▪ Shield all lights from visibility from the beach, or screen all Green Sea Turtle nests, from May 15 to December 15 to avoid impacting the green sea turtle (Green Sea Turtle) 	N/A
<ul style="list-style-type: none"> ▪ Other alternatives to the taking considered, if any. If facility is proposed, include alternative designs considered 	N/A

Kukui'ula Development - Plantation Core/The Club

Table 3(m): Light Attraction Alternatives to the Taking at Kukui'ula Development - Plantation Core/The Club

Artificial Light Attraction Alternatives to the Taking Considered	Reasons Alternatives are not Being Utilized (provide justification)
<ul style="list-style-type: none"> Deactivate <u>all</u> outdoor artificial lights from dusk to dawn during the fledgling fall-out season September 15 to December 15 	Safety and security preclude completely turning off all lights at night
<ul style="list-style-type: none"> Change operations to eliminate the need for outdoor artificial lighting (e.g., from nighttime to daylight hours) 	Safety and security preclude completely turning off all lights at night
<ul style="list-style-type: none"> Shield all lights from visibility from the beach, or screen all Green Sea Turtle nests, from May 15 to December 15 to avoid impacting the green sea turtle (Green Sea Turtle) 	N/A
<ul style="list-style-type: none"> Other alternatives to the taking considered, if any. If facility is proposed, include alternative designs considered 	N/A

Item 7. Describe all site-specific seabird minimization measures considered for the Covered Activities. This item should follow KSHCP minimization objectives and measures as specified in *Appendix E (Guidelines for Adjusting Lighting at Facilities)* of the KSHCP document. Please consult with staff from the DOFAW and the USFWS as needed. The suggested tables below can be altered as needed.

Minimization measures modify the Covered Activities to reduce the effects of the activity on the Covered Species. KSHCP Participants will be required to implement minimization measures that apply to the facility to the “maximum extent practicable” per applicable state and federal laws which regulate incidental take license/permit issuance by the DLNR and the USFWS.

Minimization also entails searching and recovering grounded seabirds to minimize the chance of mortality. In addition, the presence of on-site predators (i.e. feral cats, dogs) should be controlled and removed because these animals can prey on grounded seabirds.

Provide justification, such as policies, regulations, or other rationale for measures that will not be implemented.

DRAFT

Port Allen Solar Farm

Table 4(a): Seabird Light Attraction Minimization Measures Considered at Port Allen Solar Farm

Minimization Measures Considered	Feasible? (Y / N)	If not Feasible to Implement Measures, Provide Reason
▪ Change time of light use (lights off earlier)	<u>Yes</u> / No	Currently the two over door lights are not turned on unless there is an emergency.
▪ Deactivate unnecessary lights	Yes / <u>No</u>	This is a relatively new facility and there are no extraneous lighting fixtures.
▪ Replace all outdoor lights with full cut-off fixtures	<u>Yes</u> / No	
▪ Shield all outdoor lights with full cut-off shields	<u>Yes</u> / No	
▪ Angle all lights downward	<u>Yes</u> / No	
▪ Lower intensity (lumens) of outdoor lights	<u>Yes</u> / No	
▪ Change bulb color to non-white spectrum	<u>Yes</u> / No	
▪ Prohibit/control unleashed predatory animals; prohibit outdoor feeding of animals; require sealed rubbish containers	<u>Yes</u> / No	
▪ Provide Worker Seabird Awareness Training to staff	<u>Yes</u> / No	
▪ Provide outreach materials to staff & guests	Yes / <u>No</u>	Not applicable – this is a power generation facility and there are no guests.
▪ Host Save Our Shearwaters (SOS) Aid Station	Yes / <u>No</u>	There is an SOS Aid Station close by next to the Island Energy Services Fuel Tank Farm.

Port Allen Center I and II

Table 4(b): Seabird Light Attraction Minimization Measures Considered at Port Allen Center I and II

Minimization Measures Considered	Feasible? (Y / N)	If not Feasible to Implement Measures, Provide Reason
▪ Change time of light use (lights off earlier)	<u>Yes</u> / No	
▪ Deactivate unnecessary lights	<u>Yes</u> / No	Numerous older light fixtures have been deactivated or replaced with new fixtures in the past five years.
▪ Replace all outdoor lights with full cut-off fixtures	<u>Yes</u> / No	
▪ Shield all outdoor lights with full cut-off shields	<u>Yes</u> / No	
▪ Angle all lights downward	<u>Yes</u> / No	
▪ Lower intensity (lumens) of outdoor lights	<u>Yes</u> / No	All new lighting fixtures are low wattage LEDs.
▪ Change bulb color to non-white spectrum	<u>Yes</u> / No	
▪ Prohibit/control unleashed predatory animals; prohibit outdoor feeding of animals; require sealed rubbish containers	<u>Yes</u> / No	
▪ Provide Worker Seabird Awareness Training to staff	<u>Yes</u> / No	
▪ Provide outreach materials to staff & guests	<u>Yes</u> / No	
▪ Host Save Our Shearwaters (SOS) Aid Station	Yes / <u>No</u>	There is an SOS Aid Station close by next to the Island Energy Services Fuel Tank Farm.

Port Allen South Parcels

Table 4(c): Seabird Light Attraction Minimization Measures Considered at Port Allen South Parcels

Minimization Measures Considered	Feasible? (Y / N)	If not Feasible to Implement Measures, Provide Reason
▪ Change time of light use (lights off earlier)	Yes / <u>No</u>	There are no lights on either of these parcels.
▪ Deactivate unnecessary lights	<u>Yes</u> / No	Complete
▪ Replace all outdoor lights with full cut-off fixtures	Yes / <u>No</u>	There are no lights on either of these parcels.
▪ Shield all outdoor lights with full cut-off shields	Yes / <u>No</u>	There are no lights on either of these parcels.
▪ Angle all lights downward	Yes / <u>No</u>	There are no lights on either of these parcels.
▪ Lower intensity (lumens) of outdoor lights	Yes / <u>No</u>	There are no lights on either of these parcels.
▪ Change bulb color to non-white spectrum	Yes / <u>No</u>	There are no lights on either of these parcels.
▪ Prohibit/control unleashed predatory animals; prohibit outdoor feeding of animals; require sealed rubbish containers	<u>Yes</u> / No	
▪ Provide Worker Seabird Awareness Training to staff	<u>Yes</u> / <u>No</u>	A&B has no workers on the vacant lot or the BEI parcel, but A&B will provide seabird awareness training to its property management staff.
▪ Provide outreach materials to staff & guests	<u>Yes</u> / <u>No</u>	
▪ Host Save Our Shearwaters (SOS) Aid Station	Yes / <u>No</u>	There is an SOS Aid Station close by next to the Island Energy Services Fuel Tank Farm.

Port Allen Parking Lots

Table 4(d): Seabird Light Attraction Minimization Measures Considered at Port Allen Parking Lots

Minimization Measures Considered	Feasible? (Y / N)	If not Feasible to Implement Measures, Provide Reason
▪ Change time of light use (lights off earlier)	Yes / <u>No</u>	For safety and security reasons, lighting is needed in the parking lot.
▪ Deactivate unnecessary lights	<u>Yes</u> / No	
▪ Replace all outdoor lights with full cut-off fixtures	<u>Yes</u> / No	
▪ Shield all outdoor lights with full cut-off shields	<u>Yes</u> / No	
▪ Angle all lights downward	<u>Yes</u> / No	
▪ Lower intensity (lumens) of outdoor lights	<u>Yes</u> / No	
▪ Change bulb color to non-white spectrum	<u>Yes</u> / No	
▪ Prohibit/control unleashed predatory animals; prohibit outdoor feeding of animals; require sealed rubbish containers	<u>Yes</u> / No	These restrictions are in place for the Marina Center served by the parking lot. However, this parking lot is not fenced and is between two harbor/launch facilities. It is impossible to effectively control all predators in the greater harbor area.
▪ Provide Worker Seabird Awareness Training to staff	<u>Yes</u> / No	
▪ Provide outreach materials to staff & guests	<u>Yes</u> / No	
▪ Host Save Our Shearwaters (SOS) Aid Station	Yes / <u>No</u>	There is an SOS Aid Station close by next to the Island Energy Services Fuel Tank Farm

Port Allen Steel Warehouse

Table 4(e): Seabird Light Attraction Minimization Measures Considered at Port Allen Steel Warehouse

Minimization Measures Considered	Feasible? (Y / N)	If not Feasible to Implement Measures, Provide Reason
▪ Change time of light use (lights off earlier)	<u>Yes</u> / No	Exterior lighting is motion activated so it is usually dark at night.
▪ Deactivate unnecessary lights	<u>Yes</u> / No	
▪ Replace all outdoor lights with full cut-off fixtures	<u>Yes</u> / No	
▪ Shield all outdoor lights with full cut-off shields	<u>Yes</u> / No	
▪ Angle all lights downward	<u>Yes</u> / No	
▪ Lower intensity (lumens) of outdoor lights	<u>Yes</u> / No	
▪ Change bulb color to non-white spectrum	<u>Yes</u> / No	
▪ Prohibit/control unleashed predatory animals; prohibit outdoor feeding of animals; require sealed rubbish containers	<u>Yes</u> / No	Due to high crime, one tenant maintains watchdogs within his fenced yard.
▪ Provide Worker Seabird Awareness Training to staff	<u>Yes</u> / No	
▪ Provide outreach materials to staff & guests	<u>Yes</u> / No	
▪ Host Save Our Shearwaters (SOS) Aid Station	Yes / <u>No</u>	There is an SOS Aid Station close by next to the Island Energy Services Fuel Tank Farm.

Port Allen Marina Center

Table 4(f): Seabird Light Attraction Minimization Measures Considered at Port Allen Marina Center

Minimization Measures Considered	Feasible? (Y / N)	If not Feasible to Implement Measures, Provide Reason
▪ Change time of light use (lights off earlier)	<u>Yes</u> / No	Most of the stores in the center are closed after dark, and their interior lights turned off. The Marina Center turns off every other wall sconce light at 9:00 pm during the seabird fallout season.
▪ Deactivate unnecessary lights	<u>Yes</u> / No	
▪ Replace all outdoor lights with full cut-off fixtures	<u>Yes</u> / No	
▪ Shield all outdoor lights with full cut-off shields	<u>Yes</u> / No	
▪ Angle all lights downward	<u>Yes</u> / No	
▪ Lower intensity (lumens) of outdoor lights	<u>Yes</u> / No	
▪ Change bulb color to non-white spectrum	<u>Yes</u> / No	
▪ Prohibit/control unleashed predatory animals; prohibit outdoor feeding of animals; require sealed rubbish containers	<u>Yes</u> / No	
▪ Provide Worker Seabird Awareness Training to staff	<u>Yes</u> / No	
▪ Provide outreach materials to staff & guests	<u>Yes</u> / No	
▪ Host Save Our Shearwaters (SOS) Aid Station	Yes / <u>No</u>	There is an SOS Aid Station close by next to the Island Energy Services Fuel Tank Farm.

Pump 3 Hanapepe Valley

Table 4(g): Seabird Light Attraction Minimization Measures Considered at Pump 3 Hanapepe Valley

Minimization Measures Considered	Feasible? (Y / N)	If not Feasible to Implement Measures, Provide Reason
▪ Change time of light use (lights off earlier)	<u>Yes</u> / No	Lights are not turned on unless emergency nighttime repairs are required.
▪ Deactivate unnecessary lights	<u>Yes</u> / No	
▪ Replace all outdoor lights with full cut-off fixtures	<u>Yes</u> / No	
▪ Shield all outdoor lights with full cut-off shields	<u>Yes</u> / No	
▪ Angle all lights downward	<u>Yes</u> / No	
▪ Lower intensity (lumens) of outdoor lights	<u>Yes</u> / No	
▪ Change bulb color to non-white spectrum	<u>Yes</u> / No	
▪ Prohibit/control unleashed predatory animals; prohibit outdoor feeding of animals; require sealed rubbish containers	<u>Yes</u> / No	Predatory animal control is not feasible outside of the fenced portion of the facility as this is a rural area.
▪ Provide Worker Seabird Awareness Training to staff	<u>Yes</u> / No	
▪ Provide outreach materials to staff & guests	<u>Yes</u> / No	
▪ Host Save Our Shearwaters (SOS) Aid Station	Yes / <u>No</u>	This area is too isolated to warrant an aid station, and no downed seabirds have ever been recovered from this site.

Kalaheo Powerhouse

Table 4(h): Seabird Light Attraction Minimization Measures Considered at Kalaheo Powerhouse

Minimization Measures Considered	Feasible? (Y / N)	If not Feasible to Implement Measures, Provide Reason
▪ Change time of light use (lights off earlier)	<u>Yes</u> / No	Lights are not turned on unless emergency nighttime repairs are required.
▪ Deactivate unnecessary lights	<u>Yes</u> / No	
▪ Replace all outdoor lights with full cut-off fixtures	<u>Yes</u> / No	
▪ Shield all outdoor lights with full cut-off shields	<u>Yes</u> / No	
▪ Angle all lights downward	<u>Yes</u> / No	
▪ Lower intensity (lumens) of outdoor lights	<u>Yes</u> / No	
▪ Change bulb color to non-white spectrum	<u>Yes</u> / No	
▪ Prohibit/control unleashed predatory animals; prohibit outdoor feeding of animals; require sealed rubbish containers	<u>Yes</u> / No	Predator control is not feasible outside the fenced portion of the facility due to the rural area.
▪ Provide Worker Seabird Awareness Training to staff	<u>Yes</u> / No	
▪ Provide outreach materials to staff & guests	<u>Yes</u> / No	
▪ Host Save Our Shearwaters (SOS) Aid Station	Yes / <u>No</u>	This area is too isolated to warrant an aid station, and no downed seabirds have ever been recovered from this site.

Wainiha Powerhouse

Table 4(i): Seabird Light Attraction Minimization Measures Considered at Wainiha Powerhouse

Minimization Measures Considered	Feasible? (Y / N)	If not Feasible to Implement Measures, Provide Reason
▪ Change time of light use (lights off earlier)	<u>Yes</u> / No	Lights are not turned on unless emergency nighttime repairs are required.
▪ Deactivate unnecessary lights	<u>Yes</u> / No	
▪ Replace all outdoor lights with full cut-off fixtures	<u>Yes</u> / No	
▪ Shield all outdoor lights with full cut-off shields	<u>Yes</u> / No	
▪ Angle all lights downward	<u>Yes</u> / No	
▪ Lower intensity (lumens) of outdoor lights	<u>Yes</u> / No	
▪ Change bulb color to non-white spectrum	<u>Yes</u> / No	
▪ Prohibit/control unleashed predatory animals; prohibit outdoor feeding of animals; require sealed rubbish containers	<u>Yes</u> / No	Predator control is not feasible outside the fenced portion of the facility as this is a wildland area.
▪ Provide Worker Seabird Awareness Training to staff	<u>Yes</u> / No	
▪ Provide outreach materials to staff & guests	<u>Yes</u> / No	
▪ Host Save Our Shearwaters (SOS) Aid Station	Yes / <u>No</u>	This area is too remote to warrant an aid station.

Hokulei Shopping Village

Table 4(j): Seabird Light Attraction Minimization Measures Considered at Hokulei Shopping Village

Minimization Measures Considered	Feasible? (Y / N)	If not Feasible to Implement Measures, Provide Reason
▪ Change time of light use (lights off earlier)	<u>Yes</u> / <u>No</u>	Security and safety of employees and guests preclude this option.
▪ Deactivate unnecessary lights	<u>Yes</u> / No	This is a new shopping center where lighting was designed to be dark sky compliant.
▪ Replace all outdoor lights with full cut-off fixtures	<u>Yes</u> / No	
▪ Shield all outdoor lights with full cut-off shields	<u>Yes</u> / No	
▪ Angle all lights downward	<u>Yes</u> / No	
▪ Lower intensity (lumens) of outdoor lights	<u>Yes</u> / No	
▪ Change bulb color to non-white spectrum	<u>Yes</u> / No	
▪ Prohibit/control unleashed predatory animals; prohibit outdoor feeding of animals; require sealed rubbish containers	<u>Yes</u> / No	
▪ Provide Worker Seabird Awareness Training to staff	<u>Yes</u> / No	
▪ Provide outreach materials to staff & guests	<u>Yes</u> / No	
▪ Host Save Our Shearwaters (SOS) Aid Station	<u>Yes</u> / <u>No</u>	The Līhu'e Fire Station Aid Station is located less than two miles away.

The Shops at Kukui'ula

Table 4(k): Seabird Light Attraction Minimization Measures Considered at The Shops at Kukui'ula

Minimization Measures Considered	Feasible? (Y / N)	If not Feasible to Implement Measures, Provide Reason
▪ Change time of light use (lights off earlier)	Yes / <u>No</u>	Security and safety of employees and guests preclude this option.
▪ Deactivate unnecessary lights	<u>Yes</u> / No	
▪ Replace all outdoor lights with full cut-off fixtures	<u>Yes</u> / No	
▪ Shield all outdoor lights with full cut-off shields	<u>Yes</u> / No	
▪ Angle all lights downward	<u>Yes</u> / No	
▪ Lower intensity (lumens) of outdoor lights	<u>Yes</u> / No	
▪ Change bulb color to non-white spectrum	<u>Yes</u> / No	
▪ Prohibit/control unleashed predatory animals; prohibit outdoor feeding of animals; require sealed rubbish containers	<u>Yes</u> / No	
▪ Provide Worker Seabird Awareness Training to staff	<u>Yes</u> / No	
▪ Provide outreach materials to staff & guests	<u>Yes</u> / No	
▪ Host Save Our Shearwaters (SOS) Aid Station	Yes / <u>No</u>	The Kōloa Fire Station Aid Station is located about one quarter mile away.

Waipouli Town Center

Table 4(l): Seabird Light Attraction Minimization Measures Considered at Waipouli Town Center

Minimization Measures Considered	Feasible? (Y / N)	If not Feasible to Implement Measures, Provide Reason
▪ Change time of light use (lights off earlier)	Yes / <u>No</u>	Security and safety of employees and guests preclude this option.
▪ Deactivate unnecessary lights	<u>Yes</u> / No	
▪ Replace all outdoor lights with full cut-off fixtures	<u>Yes</u> / No	
▪ Shield all outdoor lights with full cut-off shields	<u>Yes</u> / No	
▪ Angle all lights downward	<u>Yes</u> / No	
▪ Lower intensity (lumens) of outdoor lights	<u>Yes</u> / No	
▪ Change bulb color to non-white spectrum	<u>Yes</u> / No	
▪ Prohibit/control unleashed predatory animals; prohibit outdoor feeding of animals; require sealed rubbish containers	<u>Yes</u> / No	Effective predator control may not be feasible due to a feral cat colony that is being maintained in close proximity to this facility. Outside agencies need to play a role in controlling the feral cats which are known to decimate seabird populations.
▪ Provide Worker Seabird Awareness Training to staff	<u>Yes</u> / No	
▪ Provide outreach materials to staff & guests	<u>Yes</u> / No	
▪ Host Save Our Shearwaters (SOS) Aid Station	Yes / <u>No</u>	There is an SOS Aid Station at the Kapa'a Fire Station, immediately adjacent to this property.

Kukui'ula Development - Plantation Core/The Club

Table 4(m): Seabird Light Attraction Minimization Measures Considered at Kukui'ula Development - Plantation Core/The Club

Minimization Measures Considered	Feasible? (Y / N)	If not Feasible to Implement Measures, Provide Reason
▪ Change time of light use (lights off earlier)	Yes / <u>No</u>	Security and safety of employees and guests preclude this option.
▪ Deactivate unnecessary lights	<u>Yes</u> / No	This is a relatively new facility designed to be seabird friendly. There are no unnecessary lights to deactivate.
▪ Replace all outdoor lights with full cut-off fixtures	<u>Yes</u> / No	
▪ Shield all outdoor lights with full cut-off shields	<u>Yes</u> / No	
▪ Angle all lights downward	<u>Yes</u> / No	
▪ Lower intensity (lumens) of outdoor lights	<u>Yes</u> / No	
▪ Change bulb color to non-white spectrum	<u>Yes</u> / No	
▪ Prohibit/control unleashed predatory animals; prohibit outdoor feeding of animals; require sealed rubbish containers	<u>Yes</u> / No	
▪ Provide Worker Seabird Awareness Training to staff	<u>Yes</u> / No	
▪ Provide outreach materials to staff & guests	<u>Yes</u> / No	
▪ Host Save Our Shearwaters (SOS) Aid Station	Yes / <u>No</u>	There is an SOS Aid Station at the Po'ipū Fire Station, located close to this facility.

Item 8. Minimization Plans. Provide a plan to minimize the effects to the Covered Seabirds due to the Covered Activities. KSHCP Participants will be required to minimize the effects of the Covered Activities to the “maximum extent practicable” per applicable state and federal laws which regulate take license/permit issuance. The KSHCP document provides minimization objectives and measures to follow.

The Minimization Plans should include the proposed minimization measures, timeline, and estimated cost for each facility. In this item, the Participant can include measures already completed or in place (new lights, shields, operational changes). Timeline should include estimated completion schedule, and annual schedule for minimization that will occur only during fledging season.

Minimization measures not yet determined but anticipated to occur at the facility; this section should include an estimated cost that will be earmarked for future minimization measures.

If applicable, the participant must provide the reasoning why certain measures will not be implemented. The suggested table below may each be altered to best describe the Minimization Plan. Attach additional pages, photos, and drawings as needed.

DRAFT

Port Allen Solar Farm

Table 5(a): Lighting Minimization Measures at Port Allen Solar Farm

List of Buildings	Minimization Measures	Cost to Implement	Responsible Staff	Timeline
Control building	There are two completely shielded LED dark sky compliant lights over the building doors. They are only turned on in the event repairs need to be made at night.	N/A	McBryde Resources, Inc.	Completed

Port Allen Solar Farm

Table 6(a): Seabird Mortality Minimization Plan at Port Allen Solar Farm

Minimization Measures	Describe minimization method (e.g. trapping, outreach, enact policy)	Cost to Implement	Responsible Staff
Remove & control loose predatory animals at the facility. (Loose animals can kill grounded seabirds and this measure aims to prevent seabird mortality by animals.)	A&B will meet the goal stated in KSHCP Table 5-1 (Biological Goals), "implent[ation] of actions to reduce presence of free-roaming seabird predators."	N/A	Operations
Prohibit outdoor feeding of predatory animals. (Feeding animals attracts them to the site and this measure aims to reduce the presence of animals that can cause seabird mortality.)	The facility implements this measure. This is a secure site with no public access.	N/A	Operations
Conduct nightly/morning searches to recover downed birds at the property & turn them into SOS following protocols (see monitoring plan below).	Properties with lights which are normally turned off and rarely or never used, will not be searched.	N/A	
Train staff to follow minimization measures.	Training will be provided to staff to ensure their understanding and compliance with minimization measures	N/A	Operations

Port Allen Center I and II

Table 5(b): Lighting Minimization Measures at Port Allen Center I and II

List of Buildings	Minimization Measures	Cost to Implement	Responsible Staff	Timeline
Two steel commercial buildings	A lighting audit was conducted in 2012. Following that audit the exterior lights were replaced with dark sky compliant fixtures.	N/A	Property Manager	Complete

Port Allen Center I and II

Table 6(b): Seabird Mortality Minimization Plan at Port Allen Center I and II

Minimization Measures	Describe minimization method (e.g. trapping, outreach, enact policy)	Cost to Implement	Responsible Staff
Remove & control loose predatory animals at the facility. (Loose animals can kill grounded seabirds and this measure aims to prevent seabird mortality by animals.)	In the event that cats or dogs are reported on the property, county animal control is notified or a pest control company is hired to remove the predators. A&B will meet the goal stated in KSHCP Table 5-1 (Biological Goals), “implent[ation] of actions to reduce presence of free-roaming seabird predators.”	N/A	Property Manager
Prohibit outdoor feeding of predatory animals. (Feeding animals attracts them to the site and this measure aims to reduce the presence of animals that can cause seabird mortality.)	Policy enacted	N/A	Property Manager
Conduct nightly/morning searches to recover downed birds at the property & turn them into SOS following protocols (see monitoring plan below).	Searches will be conducted as per KSHCP guidance.	N/A	Property Manager
Train staff to follow minimization measures.	Training will be conducted annually.	N/A	Property Manager

Port Allen South Parcels

Table 5(c): Lighting Minimization Measures at Port Allen South Parcels

List of Buildings	Minimization Measures	Cost to Implement	Responsible Staff	Timeline
Shoreline Parcel – no buildings	N/A	N/A	Property Manager	Complete
BEI Property (three small industrial buildings)	Lighting has been deactivated	N/A	BEI (tenant)	Complete

Port Allen South Parcels

Table 6(c): Seabird Mortality Minimization Plan at Port Allen South Parcels

Minimization Measures	Describe minimization method (e.g. trapping, outreach, enact policy)	Cost to Implement	Responsible Staff
Remove & control loose predatory animals at the facility. (Loose animals can kill grounded seabirds and this measure aims to prevent seabird mortality by animals.)	<p><u>Shoreline parcel</u>: Vacant land, no predator control is conducted.</p> <p><u>BEI parcel</u>: In the event that cats or dogs are reported on the property, county animal control is notified or a pest control company is hired to remove the predators. A&B will meet the goal stated in KSHCP Table 5-1 (Biological Goals), “implent[ation] of actions to reduce presence of free-roaming seabird predators.”</p>	N/A	Property Manager
Prohibit outdoor feeding of predatory animals. (Feeding animals attracts them to the site and this measure aims to reduce the presence of animals that can cause seabird mortality.)	Policy enacted	N/A	Property Manager
Conduct nightly/morning searches to recover downed birds at the property & turn them into SOS following protocols (see monitoring plan below).	<p><u>Shoreline parcel</u>: this is an empty lot where no searches are conducted.</p> <p><u>BEI Parcel</u>: searches will be conducted.</p>	N/A	Property Manager

Train staff to follow minimization measures.	Empty Lot – no employees to train	N/A	Property Manager
---	-----------------------------------	-----	------------------

DRAFT

Port Allen Parking Lots

Table 5(d): Lighting Minimization Measures at Port Allen Parking Lots

List of Buildings	Minimization Measures	Cost to Implement	Responsible Staff	Timeline
None	Streetlights are dark sky compliant	N/A	Property Manager	Complete

Port Allen Parking Lots

Table 6(d): Seabird Mortality Minimization Plan at Port Allen Parking Lots

Minimization Measures	Describe minimization method (e.g. trapping, outreach, enact policy)	Cost to Implement	Responsible Staff
Remove & control loose predatory animals at the facility. (Loose animals can kill grounded seabirds and this measure aims to prevent seabird mortality by animals.)	In the event that cats or dogs are reported on the property, county animal control is notified or a pest control company is hired to remove the predators. A&B will meet the goal stated in KSHCP Table 5-1 (Biological Goals), "implem[ation] of actions to reduce presence of free-roaming seabird predators."	N/A	Property Manager
Prohibit outdoor feeding of predatory animals. (Feeding animals attracts them to the site and this measure aims to reduce the presence of animals that can cause seabird mortality.)	Policy implemented	N/A	Property Manager
Conduct nightly/morning searches to recover downed birds at the property & turn them into SOS following protocols (see monitoring plan below).	Searches will be conducted as per KSHCP guidance	N/A	Property Manager
Train staff to follow minimization measures.	Training will be conducted annually	N/A	Property Manager

Port Allen Steel Warehouse

Table 5(e): Lighting Minimization Measures at Port Allen Steel Warehouse

List of Buildings	Minimization Measures	Cost to Implement	Responsible Staff	Timeline
Steel Warehouse	A lighting audit was conducted in 2012, following that audit the exterior lights were replaced with motion activated LED lighting fixtures.	N/A	Property Manager	Complete

Port Allen Steel Warehouse

Table 6(e): Seabird Mortality Minimization Plan at Port Allen Steel Warehouse

Minimization Measures	Describe minimization method (e.g. trapping, outreach, enact policy)	Cost to Implement	Responsible Staff
Remove & control loose predatory animals at the facility. (Loose animals can kill grounded seabirds and this measure aims to prevent seabird mortality by animals.)	In the event that cats or dogs are reported on the property, county animal control is notified or a pest control company is hired to remove the predators. A&B will meet the goal stated in KSHCP Table 5-1 (Biological Goals), "implent[ation] of actions to reduce presence of free-roaming seabird predators."	N/A	Property Manager
Prohibit outdoor feeding of predatory animals. (Feeding animals attracts them to the site and this measure aims to reduce the presence of animals that can cause seabird mortality.)	Policy implemented	N/A	Property Manager
Conduct nightly/morning searches to recover downed birds at the property & turn them into SOS following protocols (see monitoring plan below).	Searches will be conducted as per KSHCP guidance.	N/A	Property Manager
Train staff to follow minimization measures.	Training will be conducted annually.	N/A	Property Manager

Port Allen Marina Center

Table 5(f): Lighting Minimization Measures at Port Allen Marina Center

List of Buildings	Minimization Measures	Cost to Implement	Responsible Staff	Timeline
56 low wattage wall sconces mounted on building walls	During the seabird fallout season every other light is turned off at 8:00 pm. Bulbs in the fixtures have been changed out to lower wattage bulbs.	Cost for new bulbs is negligible. Cost for new fixtures will be determined by future lighting plan. ¹	Property Manger	Timeline for fixture replacement will be determined by future lighting plan. ¹

Port Allen Marina Center

Table 6(f): Seabird Mortality Minimization Plan at Port Allen Marina Center

Minimization Measures	Describe minimization method (e.g. trapping, outreach, enact policy)	Cost to Implement	Responsible Staff
Remove & control loose predatory animals at the facility. (Loose animals can kill grounded seabirds and this measure aims to prevent seabird mortality by animals.)	In the event that cats or dogs are reported on the property, county animal control is notified or a pest control company is hired to remove the predators. A&B will meet the goal stated in KSHCP Table 5-1 (Biological Goals), "implent[ation] of actions to reduce presence of free-roaming seabird predators."	N/A	Property Manager
Prohibit outdoor feeding of predatory animals. (Feeding animals attracts them to the site and this measure aims to reduce the presence of animals that can cause seabird mortality.)	Policy implemented.	N/A	Property Manager
Conduct nightly/morning searches to recover downed birds at the property & turn them into SOS following protocols (see monitoring plan below).	Searches will be conducted as per KSHCP guidance.	N/A	Property Manager
Train staff to follow minimization measures.	Training will be conducted annually.	N/A	Property Manager

Pump 3 Hanapepe Valley

Table 5(g): Lighting Minimization Measures at Pump 3 Hanapepe Valley

List of Buildings	Minimization Measures	Cost to Implement	Responsible Staff	Timeline
Control Building	One light has been deactivated	N/A	McBryde Resources operator	Complete
Pump Facility	2 flood lights – not turned on except in emergencies	N/A	McBryde Resources operator	Complete

Pump 3 Hanapepe Valley

Table 6(g): Seabird Mortality Minimization Plan at Pump 3 Hanapepe Valley

Minimization Measures	Describe minimization method (e.g. trapping, outreach, enact policy)	Cost to Implement	Responsible Staff
Remove & control loose predatory animals at the facility. (Loose animals can kill grounded seabirds and this measure aims to prevent seabird mortality by animals.)	In the event that cats or dogs are reported within the fenced facility, county animal control is notified or a pest control company is hired to remove the predators. A&B will meet the goal stated in KSHCP Table 5-1 (Biological Goals), "impl[ation] of actions to reduce presence of free-roaming seabird predators."	N/A	McBryde Resources operator
Prohibit outdoor feeding of predatory animals. (Feeding animals attracts them to the site and this measure aims to reduce the presence of animals that can cause seabird mortality.)	Policy implemented.	N/A	McBryde Resources operator
Conduct nightly/morning searches to recover downed birds at the property & turn them into SOS following protocols (see monitoring plan below).	Properties with lights which are normally turned off and rarely or never used, will not be searched.	N/A	McBryde Resources operator
Train staff to follow minimization measures.	Training will be conducted annually	N/A	McBryde Sugar operator

Kalaheo Powerhouse

Table 5(h): Lighting Minimization Measures at Kalaheo Powerhouse

List of Buildings	Minimization Measures	Cost to Implement	Responsible Staff	Timeline
4 lights	All lights are dark sky complaint or not visible from the sky. They are only turned on in the case of nighttime emergencies.	N/A	McBryde Resource operator	Complete
2 small wall sconces	These have been deactivated.	N/A	McBryde Resources operator	Complete

Kalaheo Powerhouse

Table 6(h): Seabird Mortality Minimization Plan at Kalaheo Powerhouse

Minimization Measures	Describe minimization method (e.g. trapping, outreach, enact policy)	Cost to Implement	Responsible Staff
Remove & control loose predatory animals at the facility. (Loose animals can kill grounded seabirds and this measure aims to prevent seabird mortality by animals.)	In the event that cats or dogs are reported on the property, a pest control company will be hired to remove the predators. A&B will meet the goal stated in KSHCP Table 5-1 (Biological Goals), "implement[ation] of actions to reduce presence of free-roaming seabird predators."	N/A	McBryde Resources operator
Prohibit outdoor feeding of predatory animals. (Feeding animals attracts them to the site and this measure aims to reduce the presence of animals that can cause seabird mortality.)	Policy implemented.	N/A	McBryde Resources operator
Conduct nightly/morning searches to recover downed birds at the property & turn them into SOS following protocols (see monitoring plan below).	Properties with lights which are normally turned off and rarely or never used, will not be searched.	N/A	McBryde Resources operator
Train staff to follow minimization measures.	Training will be conducted annually.	N/A	McBryde Resources operator

Wainiha Powerhouse

Table 5(i): Lighting Minimization Measures at Wainiha Powerhouse

List of Buildings	Minimization Measures	Cost to Implement	Responsible Staff	Timeline
Powerhouse wall lights (3)	All lights are full-cutoff, dark sky compliant fixtures that were recently replaced. They are not turned on except in the event of a nighttime emergency.	N/A	McBryde Resources operator	Complete

Wainiha Powerhouse

Table 6(i): Seabird Mortality Minimization Plan at Wainiha Powerhouse

Minimization Measures	Describe minimization method (e.g. trapping, outreach, enact policy)	Cost to Implement	Responsible Staff
Remove & control loose predatory animals at the facility. (Loose animals can kill grounded seabirds and this measure aims to prevent seabird mortality by animals.)	In the event that cats or dogs are reported within the fenced facility, county animal control is notified or a pest control company is hired to remove the predators. A&B will meet the goal stated in KSHCP Table 5-1 (Biological Goals), "impl[ation] of actions to reduce presence of free-roaming seabird predators."	N/A	McBryde Resources operator
Prohibit outdoor feeding of predatory animals. (Feeding animals attracts them to the site and this measure aims to reduce the presence of animals that can cause seabird mortality.)	Policy implemented	N/A	McBryde Resources operator
Conduct nightly/morning searches to recover downed birds at the property & turn them into SOS following protocols (see monitoring plan below).	Properties with lights which are normally turned off and rarely or never used, will not be searched.	N/A	McBryde Resources operator
Train staff to follow minimization measures.	Training will be conducted annually	N/A	McBryde Resources operator

Hokulei Shopping Village

Table 5(j): Lighting Minimization Measures at Hokulei Shopping Village

List of Buildings	Minimization Measures	Cost to Implement	Responsible Staff	Timeline
Shopping Center	This is a new shopping center which was designed to have dark sky compliant lighting	N/A	Property Manager	Complete
	There are six emergency exit lights which are not totally shielded, but are only turned on when there is an emergency and a power outage	N/A	Property Manager	Complete

Hokulei Shopping Village

Table 6(j): Seabird Mortality Minimization Plan at Hokulei Shopping Village

Minimization Measures	Describe minimization method (e.g. trapping, outreach, enact policy)	Cost to Implement	Responsible Staff
Remove & control loose predatory animals at the facility. (Loose animals can kill grounded seabirds and this measure aims to prevent seabird mortality by animals.)	In the event that cats or dogs are reported on the property, county animal control is notified or a pest control company is hired to remove the predators. A&B will meet the goal stated in KSHCP Table 5-1 (Biological Goals), “implent[ation] of actions to reduce presence of free-roaming seabird predators.”	N/A	Property Manager
Prohibit outdoor feeding of predatory animals. (Feeding animals attracts them to the site and this measure aims to reduce the presence of animals that can cause seabird mortality.)	Policy implemented.	N/A	Property Manager
Conduct nightly/morning searches to recover downed birds at the property & turn them into SOS following protocols (see monitoring plan below).	Searches will be conducted as per KSHCP guidance.	N/A	Property Manager
Train staff to follow minimization measures.	Training will be conducted annually.	N/A	Property Manager

The Shops at Kukui'ula

Table 5(k): Lighting Minimization Measures at The Shops at Kukui'ula

List of Buildings	Minimization Measures	Cost to Implement	Responsible Staff	Timeline
67 LED Streetlights	These fixtures are full cutoff dark sky compliant.	N/A	Property Manager	Complete
6 Flat panel LED Parking Lights	These fixtures are full cutoff dark sky compliant.	N/A	Property Manager	Complete
Numerous shop lighting fixtures	Management and ownership are developing a lighting plan to address fixtures that are not currently dark sky compliant. ¹	Cost for new fixtures will be determined by future lighting plan. ¹	Property Manager	Timeline for fixture replacement will be determined by future lighting plan. ¹

¹ KSHCP Table 5-1 (Biological Goals) requires that lighting avoidance and minimization be implemented “by the end of Year 1.” A&B will complete its lighting and minimization by the end of Year 1.

The Shops at Kukui'ula

Table 6(k): Seabird Mortality Minimization Plan at The Shops at Kukui'ula

Minimization Measures	Describe minimization method (e.g. trapping, outreach, enact policy)	Cost to Implement	Responsible Staff
Remove & control loose predatory animals at the facility. (Loose animals can kill grounded seabirds and this measure aims to prevent seabird mortality by animals.)	In the event that cats or dogs are reported on the property, county animal control is notified or a pest control company is hired to remove the predators. A&B will meet the goal stated in KSHCP Table 5-1 (Biological Goals), "implent[ation] of actions to reduce presence of free-roaming seabird predators."	N/A	Property Manager
Prohibit outdoor feeding of predatory animals. (Feeding animals attracts them to the site and this measure aims to reduce the presence of animals that can cause seabird mortality.)	Policy implemented.	N/A	Property Manager
Conduct nightly/morning searches to recover downed birds at the property & turn them into SOS following protocols (see monitoring plan below).	Searches will be conducted as per KSHCP guidance.	N/A	Property Manager
Train staff to follow minimization measures.	Training will be conducted annually.	N/A	Property Manager

Waipouli Town Center

Table 5(l): Lighting Minimization Measures at Waipouli Town Center

List of Buildings	Minimization Measures	Cost to Implement	Responsible Staff	Timeline
Shopping Center	All of the lights at this newly purchased shopping center are dark sky compliant. Any replacement of older fixtures will be done with dark sky full cutoff fixtures.	N/A	Property Manager	Complete

Waipouli Town Center

Table 6(l): Seabird Mortality Minimization Plan at Waipouli Town Center

Minimization Measures	Describe minimization method (e.g. trapping, outreach, enact policy)	Cost to Implement	Responsible Staff
Remove & control loose predatory animals at the facility. (Loose animals can kill grounded seabirds and this measure aims to prevent seabird mortality by animals.)	Effective predator control at this property is not possible unless action is taken by outside agencies to discourage ongoing maintenance of a feral cat population immediately adjacent to the property. Until that time, predator control will be limited to dogs, and in the event dogs are reported on the property, county animal control is notified or a pest control company is hired to remove the predators.	N/A	Property Manager
Prohibit outdoor feeding of predatory animals. (Feeding animals attracts them to the site and this measure aims to reduce the presence of animals that can cause seabird mortality.)	Policy implemented.	N/A	Property Manager
Conduct nightly/morning searches to recover downed birds at the property & turn them into SOS following protocols (see monitoring plan below).	Searches will be conducted as per KSHCP guidance.	N/A	Property Manager
Train staff to follow minimization measures.	Training will be conducted annually.	N/A	Property Manager

Kukui'ula Development (Plantation Core/The Club)

Table 5(m): Lighting Minimization Measures at Kukui'ula Development (Plantation Core/The Club)

List of Buildings	Minimization Measures	Cost to Implement	Responsible Staff	Timeline
Parking Lots	All lighting is fully shielded, low wattage, and dark sky compliant.	N/A	Engineering Senior Manager	Complete
Cart Barn and Mechanicals	Wall lights are low wattage LEDs, masked by vegetation. The two downward pointing CFL floods at the loading dock are under eaves and are only turned on when needed.	N/A	Engineering Senior Manager	Complete
Porte Cochere	All lighting is fully shielded, low wattage and dark sky compliant.	N/A	Engineering Senior Manager	Complete
Kukui'ula Realty	All lighting is fully shielded, low wattage and dark sky compliant.	N/A	Engineering Senior Manager	Complete
The Club	All lighting fixtures are shielded from above and most are under eaves. The gas pencil light fixtures are extremely dim and are shielded from above.	N/A	Engineering Senior Manager	Complete
Pool area structures	All lighting is fully shielded, low wattage, and dark sky compliant.	N/A	Engineering Senior Manager	Complete
Swimming Pool	All lighting is the lowest wattage necessary for human safety and security.	N/A	Engineering Senior Manager	Complete
Landscaping	All lighting is fully shielded low wattage and dark sky compliant.	N/A	Engineering Senior Manager	Complete

Kukui'ula Development (Plantation Core/The Club)

Table 6(m): Seabird Mortality Minimization Plan at Kukui'ula Development (Plantation Core/The Club)

Minimization Measures	Describe minimization method (e.g. trapping, outreach, enact policy)	Cost to Implement	Responsible Staff
Remove & control loose predatory animals at the facility. (Loose animals can kill grounded seabirds and this measure aims to prevent seabird mortality by animals.)	In the event that cats or dogs are reported on the property, county animal control is notified or a pest control company is hired to remove the predators. A&B will meet the goal stated in KSHCP Table 5-1 (Biological Goals), "implement[ation] of actions to reduce presence of free-roaming seabird predators."	N/A	Property Manager
Prohibit outdoor feeding of predatory animals. (Feeding animals attracts them to the site and this measure aims to reduce the presence of animals that can cause seabird mortality.)	Policy implemented.	N/A	Property Manager
Conduct nightly/morning searches to recover downed birds at the property & turn them into SOS following protocols (see monitoring plan below).	Searches will be conducted as per KSHCP guidance.	N/A	Property Manager
Train staff to follow minimization measures.	Training will be conducted annually.	N/A	Property Manager

Item 9. Take Monitoring Plan. Provide a plan to monitor take of the Covered Seabirds at the facilities proposed to be covered by the incidental take permit/license. The take monitoring plan describes how the property will be searched for downed Covered Seabirds. The KSHCP document provides standards and guidelines for take monitoring to ensure that take of the species is accurately measured and recorded. **The regulatory agencies will make the final determination as to the adequacy of the take monitoring plan.**

Take monitoring is described in Tables 7(a) through 7(m), below. Additionally, Standard Operating Procedures are included as Appendix C.

DRAFT

Port Allen Solar Farm

Table 7(a): Covered Seabird Take Monitoring Protocols at Port Allen Solar Farm

Please provide the following information for the protocol items below		
Item	Protocol (fill in protocol & provide reasons)	KSHCP Guideline
Percentage of the total property that will be searched & the total area to be searched	There are only two small full cutoff dark sky light fixtures on the control building. They are only illuminated in the case of a nighttime emergency requiring service in the control building. The site will therefore not be searched for downed birds.	Search as much area as possible
Frequency of searches (# per day or per week)	N/A	Twice daily
Time of day of searches	N/A	2-3 hours after sunset, and within 3 hours after sunrise
Number of searchers per search area	N/A	Depends on site conditions and safety considerations and vegetation, nearby hazards/threats
Proposed training	Seabird Awareness training will be conducted for employees and operators once a year. See Appendix B1.	Annual training covering seabird identification, seabird handling, response procedures, verified and documented

Port Allen Center I and II

Table 7(b): Covered Seabird Take Monitoring Protocols at Port Allen Center I and II

Please provide the following information for the protocol items below		
Item	Protocol (fill in protocol & provide reasons)	KSHCP Guideline
Percentage of the total property that will be searched & the total area to be searched	100%	Search as much area as possible
Frequency of searches (# per day or per week)	Twice daily.	Twice daily
Time of day of searches	2-3 hours after sunset, and within 3 hours after sunrise.	2-3 hours after sunset, and within 3 hours after sunrise
Number of searchers per search area	1-2 searchers, depending on safety considerations.	Depends on site conditions and safety considerations and vegetation, nearby hazards/threats
Proposed training	Seabird Awareness training will be conducted for employees and operators once a year. See Appendix B1.	Annual training covering seabird identification, seabird handling, response procedures, verified and documented

Port Allen South Parcels

Table 7(c): Covered Seabird Take Monitoring Protocols at Port Allen South Parcels

Please provide the following information for the protocol items below		
Item	Protocol (fill in protocol & provide reasons)	KSHCP Guideline
Percentage of the total property that will be searched & the total area to be searched	Shoreline Parcel will not be searched as there are no lights associated with it.	Search as much area as possible
Frequency of searches (# per day or per week)	The BEI parcel will be searched twice daily.	Twice daily
Time of day of searches	The BEI parcel will be searched 2-3 hours after sunset, and within 3 hours after sunrise.	2-3 hours after sunset, and within 3 hours after sunrise
Number of searchers per search area	One searcher for the BEI parcel.	Depends on site conditions and safety considerations and vegetation, nearby hazards/threats
Proposed training	Seabird Awareness training will be conducted for employees and operators once a year. See Appendix B1.	Annual training covering seabird identification, seabird handling, response procedures, verified and documented

Port Allen Parking Lots

Table 7(d): Covered Seabird Take Monitoring Protocols at Port Allen Parking Lots

Please provide the following information for the protocol items below		
Item	Protocol (fill in protocol & provide reasons)	KSHCP Guideline
Percentage of the total property that will be searched & the total area to be searched	100%	Search as much area as possible
Frequency of searches (# per day or per week)	Twice daily.	Twice daily
Time of day of searches	2-3 hours after sunset, and within 3 hours after sunrise.	2-3 hours after sunset, and within 3 hours after sunrise
Number of searchers per search area	One	Depends on site conditions and safety considerations and vegetation, nearby hazards/threats
Proposed training	Seabird Awareness training will be conducted for employees and operators once a year. See Appendix B1.	Annual training covering seabird identification, seabird handling, response procedures, verified and documented

Port Allen Steel Warehouse

Table 7(e): Covered Seabird Take Monitoring Protocols at Port Allen Steel Warehouse

Please provide the following information for the protocol items below		
Item	Protocol (fill in protocol & provide reasons)	KSHCP Guideline
Percentage of the total property that will be searched & the total area to be searched	Approximately 80% of the property will be searched. Due to high crime, one tenant maintains watchdogs within his fenced yard, rendering about 20% of the property inaccessible to searchers.	Search as much area as possible
Frequency of searches (# per day or per week)	Twice daily.	Twice daily
Time of day of searches	2-3 hours after sunset, and within 3 hours after sunrise.	2-3 hours after sunset, and within 3 hours after sunrise
Number of searchers per search area	One	Depends on site conditions and safety considerations and vegetation, nearby hazards/threats
Proposed training	Seabird Awareness training will be conducted for employees and operators once a year. See Appendix B1.	Annual training covering seabird identification, seabird handling, response procedures, verified and documented

Port Allen Marina Center

Table 7(f): Covered Seabird Take Monitoring Protocols at Port Allen Marina Center

Please provide the following information for the protocol items below		
Item	Protocol (fill in protocol & provide reasons)	KSHCP Guideline
Percentage of the total property that will be searched & the total area to be searched	100% of this site is searchable, as it is paved or built on.	Search as much area as possible
Frequency of searches (# per day or per week)	Twice daily	Twice daily
Time of day of searches	2-3 hours after sunset, and within 3 hours after sunrise.	2-3 hours after sunset, and within 3 hours after sunrise
Number of searchers per search area	One	Depends on site conditions and safety considerations and vegetation, nearby hazards/threats
Proposed training	Seabird Awareness training will be conducted for employees and operators once a year. See Appendix B1.	Annual training covering seabird identification, seabird handling, response procedures, verified and documented

Pump 3 Hanapepe Valley

Table 7(g): Covered Seabird Take Monitoring Protocols at Pump 3 Hanapepe Valley

Please provide the following information for the protocol items below		
Item	Protocol (fill in protocol & provide reasons)	KSHCP Guideline
Percentage of the total property that will be searched & the total area to be searched	Properties with lights which are normally turned off and rarely or never used, will not be searched.	Search as much area as possible
Frequency of searches (# per day or per week)	N/A	Twice daily
Time of day of searches	N/A	2-3 hours after sunset, and within 3 hours after sunrise
Number of searchers per search area	One	Depends on site conditions and safety considerations and vegetation, nearby hazards/threats
Proposed training	Seabird Awareness training will be conducted for employees and operators once a year. See Appendix B1.	Annual training covering seabird identification, seabird handling, response procedures, verified and documented

Kalaheo Powerhouse

Table 7(h): Covered Seabird Take Monitoring Protocols at Kalaheo Powerhouse

Please provide the following information for the protocol items below		
Item	Protocol (fill in protocol & provide reasons)	KSHCP Guideline
Percentage of the total property that will be searched & the total area to be searched	Properties with lights which are normally turned off and rarely or never used, will not be searched.	Search as much area as possible
Frequency of searches (# per day or per week)	N/A	Twice daily
Time of day of searches	N/A	2-3 hours after sunset, and within 3 hours after sunrise
Number of searchers per search area	One	Depends on site conditions and safety considerations and vegetation, nearby hazards/threats
Proposed training	Seabird Awareness training will be conducted for employees and operators once a year. See Appendix B1.	Annual training covering seabird identification, seabird handling, response procedures, verified and documented

Wainiha Powerhouse

Table 7(i): Covered Seabird Take Monitoring Protocols at Wainiha Powerhouse

Please provide the following information for the protocol items below		
Item	Protocol (fill in protocol & provide reasons)	KSHCP Guideline
Percentage of the total property that will be searched & the total area to be searched	Properties with lights which are normally turned off and rarely or never used, will not be searched.	Search as much area as possible
Frequency of searches (# per day or per week)	N/A	Twice daily
Time of day of searches	N/A	2-3 hours after sunset, and within 3 hours after sunrise
Number of searchers per search area	One	Depends on site conditions and safety considerations and vegetation, nearby hazards/threats
Proposed training	Seabird Awareness training will be conducted for employees and operators once a year. See Appendix B1.	Annual training covering seabird identification, seabird handling, response procedures, verified and documented

Hokulei Shopping Village

Table 7(j): Covered Seabird Take Monitoring Protocols at Hokulei Shopping Village

Please provide the following information for the protocol items below		
Item	Protocol (fill in protocol & provide reasons)	KSHCP Guideline
Percentage of the total property that will be searched & the total area to be searched	100% of this site is searchable.	Search as much area as possible
Frequency of searches (# per day or per week)	A minimum of twice daily.	Twice daily
Time of day of searches	2-3 hours after sunset, and within 3 hours after sunrise.	2-3 hours after sunset, and within 3 hours after sunrise
Number of searchers per search area	One to three.	Depends on site conditions and safety considerations and vegetation, nearby hazards/threats
Proposed training	Seabird Awareness training will be conducted for employees and operators once a year. See Appendix B1.	Annual training covering seabird identification, seabird handling, response procedures, verified and documented

The Shops at Kukui'ula

Table 7(k): Covered Seabird Take Monitoring Protocols at The Shops at Kukui'ula

Please provide the following information for the protocol items below		
Item	Protocol (fill in protocol & provide reasons)	KSHCP Guideline
Percentage of the total property that will be searched & the total area to be searched	100% of this site is searchable.	Search as much area as possible
Frequency of searches (# per day or per week)	A minimum of twice daily.	Twice daily
Time of day of searches	2-3 hours after sunset, and within 3 hours after sunrise.	2-3 hours after sunset, and within 3 hours after sunrise
Number of searchers per search area	One to three.	Depends on site conditions and safety considerations and vegetation, nearby hazards/threats
Proposed training	Seabird Awareness training will be conducted for employees and operators once a year. See Appendix B1.	Annual training covering seabird identification, seabird handling, response procedures, verified and documented

Waipouli Town Center

Table 7(l): Covered Seabird Take Monitoring Protocols at Waipouli Town Center

Please provide the following information for the protocol items below		
Item	Protocol (fill in protocol & provide reasons)	KSHCP Guideline
Percentage of the total property that will be searched & the total area to be searched	100% of this site is searchable as it is paved or built on.	Search as much area as possible
Frequency of searches (# per day or per week)	A minimum of twice daily.	Twice daily
Time of day of searches	2-3 hours after sunset, and within 3 hours after sunrise.	2-3 hours after sunset, and within 3 hours after sunrise
Number of searchers per search area	One to three.	Depends on site conditions and safety considerations and vegetation, nearby hazards/threats
Proposed training	Seabird Awareness training will be conducted for employees and operators once a year. See Appendix B1.	Annual training covering seabird identification, seabird handling, response procedures, verified and documented

Kukui'ula Development (Plantation Core/The Club)

Table 7(m): Covered Seabird Take Monitoring Protocols at Kukui'ula Development (Plantation Core/The Club)

Please provide the following information for the protocol items below		
Item	Protocol (fill in protocol & provide reasons)	KSHCP Guideline
Percentage of the total property that will be searched & the total area to be searched	100% of this site is searchable.	Search as much area as possible
Frequency of searches (# per day or per week)	A minimum of twice daily.	Twice daily
Time of day of searches	2-3 hours after sunset, and within 3 hours after sunrise.	2-3 hours after sunset, and within 3 hours after sunrise
Number of searchers per search area	One to three.	Depends on site conditions and safety considerations and vegetation, nearby hazards/threats
Proposed training	Seabird Awareness training will be conducted for employees and operators once a year. See Appendix B1.	Annual training covering seabird identification, seabird handling, response procedures, verified and documented

Item 10. Components of the Green Sea Turtle Minimization and Monitoring Plan (if required). Monitoring and minimization for the Green Sea Turtle is in two parts: A) Monitoring to detect nests and B) Monitoring and minimizing impacts to nests detected.

Part A: Monitoring to detect Green Sea Turtle Nests

Please provide the following information; the table below may be used and altered as needed.

- 1) Detailed location and description of beaches, including linear distance, at which searching for nests of the green sea turtle will take place. Searches should take place at any beach from which light at the facility can be viewed;
- 2) Monitoring protocols indicating:
 - a) Annual training of searchers;
 - b) Frequency of searches;
 - c) Conduct active searching (searching the beach width);
 - d) Sufficient number of trained searchers to cover the area; and
 - e) Record results of search monitoring.
- 3) All Participants are required to record the results of search efforts. Records should provide:
 - a) Evidence (what was seen). Include description and provide photographs
 - b) Location on the beach (GPS) and physically mark the location if possible
 - c) Date and time of day
 - d) Description of surrounding land use (e.g., vacant, or developed), and
 - e) Proximity to the facility.

Part B: Monitoring of Identified Green Sea Turtle Nests

Each identified nest of the green sea turtle should be monitored and protected from light attraction. Please provide the following monitoring protocols; the tables below may be used and altered as needed.

1. Light avoidance measure for identified nests (either shield/deactivate lights at the facility or install and maintain a light shield around each identified nest);
2. Frequency of searches;
3. Number of searches monitoring the nests. The number of needed to monitor active nests will depend on number of nests identified and amount of beach needed to be covered;
4. Record the results of nest monitoring. Monitoring should provide:
 - a. Evidence of hatchling emergence (description and photos):
 - b. Date and time of emergence,
 - c. Direction of tracks,
 - d. Condition of the nest area (e.g., disturbed or not).

Coverage for take of Green Sea Turtle (Honu) is not being sought under this application.

Port Allen Solar Farm

Table 8(a): Green Sea Turtle Monitoring Protocols – Part A: Monitoring to Detect Nests at Port Allen Solar Farm

Please provide search protocols for detecting nests of the green sea turtle (Attach pages as needed)		
Item	Protocol (fill in protocol & provide reasons)	KSHCP Guideline
Location & description of the beach, or beaches, surveyed and the linear distance of the beach	Not applicable	Beach area surveyed should coincide with visibility from the facility with the lights
Frequency of searches (# per day or per week)	Not applicable	Weekly during nesting season (typ. May 15 to end of August)
Number of searchers per search area	Not applicable	Depends on site conditions and safety considerations
Proposed training	Not applicable	Searchers should receive annual training conducted by the DLNR or the USFWS, or their designee (See item 9a)

Port Allen Solar Farm

Table 9(a): Green Sea Turtle Monitoring Protocols – Part B: Monitoring of Identified Nests & Minimization for Port Allen Solar Farm

Please provide search protocols to monitor identified nests (from Part A) of the green sea turtle (Attach pages as needed)		
Item	Protocol (fill in protocol & provide reasons)	KSHCP Guideline
Frequency of checks (# per day or per week)	Not applicable	Active nests should be monitored every 1-2 days; then daily during expected hatching date
Light avoidance	Not applicable	If lights cannot be deactivated or shielded from the nest, each nest should be screened from visible light
Number of searchers per search area	Not applicable	Depends on site conditions and safety considerations

Port Allen Center I and II

Table 8(b): Green Sea Turtle Monitoring Protocols – Part A: Monitoring to Detect Nests at Port Allen Center I and II

Please provide search protocols for detecting nests of the green sea turtle (Attach pages as needed)		
Item	Protocol (fill in protocol & provide reasons)	KSHCP Guideline
Location & description of the beach, or beaches, surveyed and the linear distance of the beach	Not applicable	Beach area surveyed should coincide with visibility from the facility with the lights
Frequency of searches (# per day or per week)	Not applicable	Weekly during nesting season (typ. May 15 to end of August)
Number of searchers per search area	Not applicable	Depends on site conditions and safety considerations
Proposed training	Not applicable	Searchers should receive annual training conducted by the DLNR or the USFWS, or their designee (See item 9a)

Port Allen Center I and II

Table 9(b): Green Sea Turtle Monitoring Protocols – Part B: Monitoring of Identified Nests & Minimization for Port Allen Center I and II

Please provide search protocols to monitor identified nests (from Part A) of the green sea turtle (Attach pages as needed)		
Item	Protocol (fill in protocol & provide reasons)	KSHCP Guideline
Frequency of checks (# per day or per week)	Not applicable	Active nests should be monitored every 1-2 days; then daily during expected hatching date
Light avoidance	Not applicable	If lights cannot be deactivated or shielded from the nest, each nest should be screened from visible light
Number of searchers per search area	Not applicable	Depends on site conditions and safety considerations

Port Allen South Parcels

Table 8(c): Green Sea Turtle Monitoring Protocols – Part A: Monitoring to Detect Nests at Port Allen South Parcels

Please provide search protocols for detecting nests of the green sea turtle (Attach pages as needed)		
Item	Protocol (fill in protocol & provide reasons)	KSHCP Guideline
Location & description of the beach, or beaches, surveyed and the linear distance of the beach	Not applicable	Beach area surveyed should coincide with visibility from the facility with the lights
Frequency of searches (# per day or per week)	Not applicable	Weekly during nesting season (typ. May 15 to end of August)
Number of searchers per search area	Not applicable	Depends on site conditions and safety considerations
Proposed training	Not applicable	Searchers should receive annual training conducted by the DLNR or the USFWS, or their designee (See item 9a)

Port Allen South Parcels

Table 9(c): Green Sea Turtle Monitoring Protocols – Part B: Monitoring of Identified Nests & Minimization for Port Allen South Parcels

Please provide search protocols to monitor identified nests (from Part A) of the green sea turtle (Attach pages as needed)		
Item	Protocol (fill in protocol & provide reasons)	KSHCP Guideline
Frequency of checks (# per day or per week)	Not applicable	Active nests should be monitored every 1-2 days; then daily during expected hatching date
Light avoidance	Not applicable	If lights cannot be deactivated or shielded from the nest, each nest should be screened from visible light
Number of searchers per search area	Not applicable	Depends on site conditions and safety considerations

Port Allen Parking Lots

Table 8(d): Green Sea Turtle Monitoring Protocols – Part A: Monitoring to Detect Nests at Port Allen Parking Lots

Please provide search protocols for detecting nests of the green sea turtle (Attach pages as needed)		
Item	Protocol (fill in protocol & provide reasons)	KSHCP Guideline
Location & description of the beach, or beaches, surveyed and the linear distance of the beach	Not applicable	Beach area surveyed should coincide with visibility from the facility with the lights
Frequency of searches (# per day or per week)	Not applicable	Weekly during nesting season (typ. May 15 to end of August)
Number of searchers per search area	Not applicable	Depends on site conditions and safety considerations
Proposed training	Not applicable	Searchers should receive annual training conducted by the DLNR or the USFWS, or their designee (See item 9a)

Port Allen Parking Lots

Table 9(d): Green Sea Turtle Monitoring Protocols – Part B: Monitoring of Identified Nests & Minimization for Port Allen Parking Lots

Please provide search protocols to monitor identified nests (from Part A) of the green sea turtle (Attach pages as needed)		
Item	Protocol (fill in protocol & provide reasons)	KSHCP Guideline
Frequency of checks (# per day or per week)	Not applicable	Active nests should be monitored every 1-2 days; then daily during expected hatching date
Light avoidance	Not applicable	If lights cannot be deactivated or shielded from the nest, each nest should be screened from visible light
Number of searchers per search area	Not applicable	Depends on site conditions and safety considerations

Port Allen Steel Warehouse

Table 8(e): Green Sea Turtle Monitoring Protocols – Part A: Monitoring to Detect Nests at Port Allen Steel Warehouse

Please provide search protocols for detecting nests of the green sea turtle (Attach pages as needed)		
Item	Protocol (fill in protocol & provide reasons)	KSHCP Guideline
Location & description of the beach, or beaches, surveyed and the linear distance of the beach	Not applicable	Beach area surveyed should coincide with visibility from the facility with the lights
Frequency of searches (# per day or per week)	Not applicable	Weekly during nesting season (typ. May 15 to end of August)
Number of searchers per search area	Not applicable	Depends on site conditions and safety considerations
Proposed training	Not applicable	Searchers should receive annual training conducted by the DLNR or the USFWS, or their designee (See item 9a)

Port Allen Steel Warehouse

Table 9(e): Green Sea Turtle Monitoring Protocols – Part B: Monitoring of Identified Nests & Minimization for Port Allen Steel Warehouse

Please provide search protocols to monitor identified nests (from Part A) of the green sea turtle (Attach pages as needed)		
Item	Protocol (fill in protocol & provide reasons)	KSHCP Guideline
Frequency of checks (# per day or per week)	Not applicable	Active nests should be monitored every 1-2 days; then daily during expected hatching date
Light avoidance	Not applicable	If lights cannot be deactivated or shielded from the nest, each nest should be screened from visible light
Number of searchers per search area	Not applicable	Depends on site conditions and safety considerations

Port Allen Marina Center

Table 8(f): Green Sea Turtle Monitoring Protocols – Part A: Monitoring to Detect Nests at Port Allen Marina Center

Please provide search protocols for detecting nests of the green sea turtle (Attach pages as needed)		
Item	Protocol (fill in protocol & provide reasons)	KSHCP Guideline
Location & description of the beach, or beaches, surveyed and the linear distance of the beach	Not applicable	Beach area surveyed should coincide with visibility from the facility with the lights
Frequency of searches (# per day or per week)	Not applicable	Weekly during nesting season (typ. May 15 to end of August)
Number of searchers per search area	Not applicable	Depends on site conditions and safety considerations
Proposed training	Not applicable	Searchers should receive annual training conducted by the DLNR or the USFWS, or their designee (See item 9a)

Port Allen Marina Center

Table 9(f): Green Sea Turtle Monitoring Protocols – Part B: Monitoring of Identified Nests & Minimization for Port Allen Marina Center

Please provide search protocols to monitor identified nests (from Part A) of the green sea turtle (Attach pages as needed)		
Item	Protocol (fill in protocol & provide reasons)	KSHCP Guideline
Frequency of checks (# per day or per week)	Not applicable	Active nests should be monitored every 1-2 days; then daily during expected hatching date
Light avoidance	Not applicable	If lights cannot be deactivated or shielded from the nest, each nest should be screened from visible light
Number of searchers per search area	Not applicable	Depends on site conditions and safety considerations
Proposed training	Not applicable	Searchers should receive annual training conducted by the DLNR or the USFWS, or their designee (See item 9a)

Pump 3 Hanapepe Valley

Table 8(g): Green Sea Turtle Monitoring Protocols – Part A: Monitoring to Detect Nests at Pump 3 Hanapepe Valley

Please provide search protocols for detecting nests of the green sea turtle (Attach pages as needed)		
Item	Protocol (fill in protocol & provide reasons)	KSHCP Guideline
Location & description of the beach, or beaches, surveyed and the linear distance of the beach	Not applicable	Beach area surveyed should coincide with visibility from the facility with the lights
Frequency of searches (# per day or per week)	Not applicable	Weekly during nesting season (typ. May 15 to end of August)
Number of searchers per search area	Not applicable	Depends on site conditions and safety considerations
Proposed training	Not applicable	Searchers should receive annual training conducted by the DLNR or the USFWS, or their designee (See item 9a)

Pump 3 Hanapepe Valley

Table 9(g): Green Sea Turtle Monitoring Protocols – Part B: Monitoring of Identified Nests & Minimization for Pump 3 Hanapepe Valley

Please provide search protocols to monitor identified nests (from Part A) of the green sea turtle (Attach pages as needed)		
Item	Protocol (fill in protocol & provide reasons)	KSHCP Guideline
Frequency of checks (# per day or per week)	Not applicable	Active nests should be monitored every 1-2 days; then daily during expected hatching date
Light avoidance	Not applicable	If lights cannot be deactivated or shielded from the nest, each nest should be screened from visible light
Number of searchers per search area	Not applicable	Depends on site conditions and safety considerations
Proposed training	Not applicable	Searchers should receive annual training conducted by the DLNR or the USFWS, or their designee (See item 9a)

Kalaheo Powerhouse

Table 8(h): Green Sea Turtle Monitoring Protocols – Part A: Monitoring to Detect Nests at Kalaheo Powerhouse

Please provide search protocols for detecting nests of the green sea turtle (Attach pages as needed)		
Item	Protocol (fill in protocol & provide reasons)	KSHCP Guideline
Location & description of the beach, or beaches, surveyed and the linear distance of the beach	Not applicable	Beach area surveyed should coincide with visibility from the facility with the lights
Frequency of searches (# per day or per week)	Not applicable	Weekly during nesting season (typ. May 15 to end of August)
Number of searchers per search area	Not applicable	Depends on site conditions and safety considerations
Proposed training	Not applicable	Searchers should receive annual training conducted by the DLNR or the USFWS, or their designee (See item 9a)

Kalaheo Powerhouse

Table 9(h): Green Sea Turtle Monitoring Protocols – Part B: Monitoring of Identified Nests & Minimization for Kalaheo Powerhouse

Please provide search protocols to monitor identified nests (from Part A) of the green sea turtle (Attach pages as needed)		
Item	Protocol (fill in protocol & provide reasons)	KSHCP Guideline
Frequency of checks (# per day or per week)	Not applicable	Active nests should be monitored every 1-2 days; then daily during expected hatching date
Light avoidance	Not applicable	If lights cannot be deactivated or shielded from the nest, each nest should be screened from visible light
Number of searchers per search area	Not applicable	Depends on site conditions and safety considerations
Proposed training	Not applicable	Searchers should receive annual training conducted by the DLNR or the USFWS, or their designee (See item 9a)

Wainiha Powerhouse

Table 8(i): Green Sea Turtle Monitoring Protocols – Part A: Monitoring to Detect Nests at Wainiha Powerhouse

Please provide search protocols for detecting nests of the green sea turtle (Attach pages as needed)		
Item	Protocol (fill in protocol & provide reasons)	KSHCP Guideline
Location & description of the beach, or beaches, surveyed and the linear distance of the beach	Not applicable	Beach area surveyed should coincide with visibility from the facility with the lights
Frequency of searches (# per day or per week)	Not applicable	Weekly during nesting season (typ. May 15 to end of August)
Number of searchers per search area	Not applicable	Depends on site conditions and safety considerations
Proposed training	Not applicable	Searchers should receive annual training conducted by the DLNR or the USFWS, or their designee (See item 9a)

Wainiha Powerhouse

Table 9(i): Green Sea Turtle Monitoring Protocols – Part B: Monitoring of Identified Nests & Minimization for Wainiha Powerhouse

Please provide search protocols to monitor identified nests (from Part A) of the green sea turtle (Attach pages as needed)		
Item	Protocol (fill in protocol & provide reasons)	KSHCP Guideline
Frequency of checks (# per day or per week)	Not applicable	Active nests should be monitored every 1-2 days; then daily during expected hatching date
Light avoidance	Not applicable	If lights cannot be deactivated or shielded from the nest, each nest should be screened from visible light
Number of searchers per search area	Not applicable	Depends on site conditions and safety considerations
Proposed training	Not applicable	Searchers should receive annual training conducted by the DLNR or the USFWS, or their designee (See item 9a)

Hokulei Shopping Village

Table 8(j): Green Sea Turtle Monitoring Protocols – Part A: Monitoring to Detect Nests at Hokulei Shopping Village

Please provide search protocols for detecting nests of the green sea turtle (Attach pages as needed)		
Item	Protocol (fill in protocol & provide reasons)	KSHCP Guideline
Location & description of the beach, or beaches, surveyed and the linear distance of the beach	Not applicable	Beach area surveyed should coincide with visibility from the facility with the lights
Frequency of searches (# per day or per week)	Not applicable	Weekly during nesting season (typ. May 15 to end of August)
Number of searchers per search area	Not applicable	Depends on site conditions and safety considerations
Proposed training	Not applicable	Searchers should receive annual training conducted by the DLNR or the USFWS, or their designee (See item 9a)

Hokulei Shopping Village

Table 9(j): Green Sea Turtle Monitoring Protocols – Part B: Monitoring of Identified Nests & Minimization for Hokulei Shopping Village

Please provide search protocols to monitor identified nests (from Part A) of the green sea turtle (Attach pages as needed)		
Item	Protocol (fill in protocol & provide reasons)	KSHCP Guideline
Frequency of checks (# per day or per week)	Not applicable	Active nests should be monitored every 1-2 days; then daily during expected hatching date
Light avoidance	Not applicable	If lights cannot be deactivated or shielded from the nest, each nest should be screened from visible light
Number of searchers per search area	Not applicable	Depends on site conditions and safety considerations
Proposed training	Not applicable	Searchers should receive annual training conducted by the DLNR or the USFWS, or their designee (See item 9a)

The Shops at Kukui'ula

Table 8(k): Green Sea Turtle Monitoring Protocols – Part A: Monitoring to Detect Nests at The Shops at Kukui'ula

Please provide search protocols for detecting nests of the green sea turtle (Attach pages as needed)		
Item	Protocol (fill in protocol & provide reasons)	KSHCP Guideline
Location & description of the beach, or beaches, surveyed and the linear distance of the beach	Not applicable	Beach area surveyed should coincide with visibility from the facility with the lights
Frequency of searches (# per day or per week)	Not applicable	Weekly during nesting season (typ. May 15 to end of August)
Number of searchers per search area	Not applicable	Depends on site conditions and safety considerations
Proposed training	Not applicable	Searchers should receive annual training conducted by the DLNR or the USFWS, or their designee (See item 9a)

The Shops at Kukui'ula

Table 9(k): Green Sea Turtle Monitoring Protocols – Part B: Monitoring of Identified Nests & Minimization for The Shops at Kukui'ula

Please provide search protocols to monitor identified nests (from Part A) of the green sea turtle (Attach pages as needed)		
Item	Protocol (fill in protocol & provide reasons)	KSHCP Guideline
Frequency of checks (# per day or per week)	Not applicable	Active nests should be monitored every 1-2 days; then daily during expected hatching date
Light avoidance	Not applicable	If lights cannot be deactivated or shielded from the nest, each nest should be screened from visible light
Number of searchers per search area	Not applicable	Depends on site conditions and safety considerations
Proposed training	Not applicable	Searchers should receive annual training conducted by the DLNR or the USFWS, or their designee (See item 9a)

Waipouli Town Center

Table 8(l): Green Sea Turtle Monitoring Protocols – Part A: Monitoring to Detect Nests at Waipouli Town Center at Waipouli Town Center

Please provide search protocols for detecting nests of the green sea turtle (Attach pages as needed)		
Item	Protocol (fill in protocol & provide reasons)	KSHCP Guideline
Location & description of the beach, or beaches, surveyed and the linear distance of the beach	Not applicable	Beach area surveyed should coincide with visibility from the facility with the lights
Frequency of searches (# per day or per week)	Not applicable	Weekly during nesting season (typ. May 15 to end of August)
Number of searchers per search area	Not applicable	Depends on site conditions and safety considerations
Proposed training	Not applicable	Searchers should receive annual training conducted by the DLNR or the USFWS, or their designee (See item 9a)

Waipouli Town Center

Table 9(I): Green Sea Turtle Monitoring Protocols – Part B: Monitoring of Identified Nests & Minimization at Waipouli Town Center

Please provide search protocols to monitor identified nests (from Part A) of the green sea turtle (Attach pages as needed)		
Item	Protocol (fill in protocol & provide reasons)	KSHCP Guideline
Frequency of checks (# per day or per week)	Not applicable	Active nests should be monitored every 1-2 days; then daily during expected hatching date
Light avoidance	Not applicable	If lights cannot be deactivated or shielded from the nest, each nest should be screened from visible light
Number of searchers per search area	Not applicable	Depends on site conditions and safety considerations
Proposed training	Not applicable	Searchers should receive annual training conducted by the DLNR or the USFWS, or their designee (See item 9a)

Kukui'ula Development (Plantation Core/The Club)

Table 8(m): Green Sea Turtle Monitoring Protocols – Part A: Monitoring to Detect Nests at Kukui'ula Development (Plantation Core/The Club)

Please provide search protocols for detecting nests of the green sea turtle (Attach pages as needed)		
Item	Protocol (fill in protocol & provide reasons)	KSHCP Guideline
Location & description of the beach, or beaches, surveyed and the linear distance of the beach	Not applicable	Beach area surveyed should coincide with visibility from the facility with the lights
Frequency of searches (# per day or per week)	Not applicable	Weekly during nesting season (typ. May 15 to end of August)
Number of searchers per search area	Not applicable	Depends on site conditions and safety considerations
Proposed training	Not applicable	Searchers should receive annual training conducted by the DLNR or the USFWS, or their designee (See item 9a)

Kukui`ula Development (Plantation Core/The Club)

Table 9(m): Green Sea Turtle Monitoring Protocols – Part B: Monitoring of Identified Nests & Minimization at Kukui`ula Development (Plantation Core/The Club)

Please provide search protocols to monitor identified nests (from Part A) of the green sea turtle (Attach pages as needed)		
Item	Protocol (fill in protocol & provide reasons)	KSHCP Guideline
Frequency of checks (# per day or per week)	Not applicable	Active nests should be monitored every 1-2 days; then daily during expected hatching date
Light avoidance	Not applicable	If lights cannot be deactivated or shielded from the nest, each nest should be screened from visible light
Number of searchers per search area	Not applicable	Depends on site conditions and safety considerations
Proposed training	Not applicable	Searchers should receive annual training conducted by the DLNR or the USFWS, or their designee (See item 9a)

Item 11. Describe the schedule that will be followed to provide training for staff. Training must be provided to those that will conduct and oversee the searches at the facility.

The training should include:

1. Summary of regulations protecting the Covered Species;
2. Search procedures, route, frequency and timing specific to the facility's monitoring plan, for seabirds and green sea turtle nests (if applicable);
3. Response procedures including safe and proper techniques for handling seabirds;
4. Recognizing evidence of green sea turtle nests, proper nest light screening, and hatchling activity (if green sea turtle minimization and monitoring plan is applicable);
5. Procedures to document the results of searches;
6. Downed wildlife agency contacts; and
7. Nearest SOS aid station.

Please refer to Appendix C for detailed Standard Operating Procedures.

Port Allen Solar Farm

Seabird Awareness and Response Training will be provided to all McBryde Resources staff on an annual basis. A copy of the PowerPoint training module is attached as Appendix B2. See also Standard Operating Procedures (SOP) (Appendix C).

Port Allen Center I and II

Seabird Awareness and Response Training will be provided to the Alexander & Baldwin Property Managers and staff that will be conducting the daily seabird searches during the fallout season. A copy of the PowerPoint training module is attached as Appendix B1. See also Standard Operating Procedures (SOP) (Appendix C).

Port Allen South Parcels

Seabird Awareness and Response Training will be provided to the Alexander & Baldwin Property Managers and staff that will be conducting the daily seabird searches on the BEI parcel during the fallout season. A copy of the PowerPoint training module is attached as Appendix B1. See also Standard Operating Procedures (SOP) (Appendix C).

Port Allen Parking Lots

Seabird Awareness and Response Training will be provided to the Alexander & Baldwin Property Managers and staff that will be conducting the daily seabird searches during the fallout season. A copy of the PowerPoint training module is attached as Appendix B1. See also Standard Operating Procedures (SOP) (Appendix C).

Port Allen Steel Warehouse

Seabird Awareness and Response Training will be provided to the Alexander & Baldwin Property Managers and staff that will be conducting the daily seabird searches during the fallout season. A copy of the PowerPoint training module is attached as Appendix B1. See also Standard Operating Procedures (SOP) (Appendix C).

Port Allen Marina Center

Seabird Awareness and Response Training will be provided to the Alexander & Baldwin Property Managers and staff that will be conducting the daily seabird searches during the fallout season. A copy of the PowerPoint training module is attached as Appendix B1. See also Standard Operating Procedures (SOP) (Appendix C).

Pump 3 Hanapepe Valley

Seabird Awareness and Response Training will be provided to the McBryde Resources staff. A copy of the PowerPoint training module is attached as Appendix B2. See also Standard Operating Procedures (SOP) (Appendix C).

Kalaheo Powerhouse

Seabird Awareness and Response Training will be provided to the McBryde Resources staff. A copy of the PowerPoint training module is attached as Appendix B2. See also Standard Operating Procedures (SOP) (Appendix C).

Wainiha Powerhouse

Seabird Awareness and Response Training will be provided to the McBryde Resources staff. A copy of the PowerPoint training module is attached as Appendix B2. See also Standard Operating Procedures (SOP) (Appendix C).

Hokulei Shopping Village

Seabird Awareness and Response Training will be provided to the Alexander & Baldwin Property Managers, individual shopping center managers and the staff that will be conducting the daily seabird searches during the fallout season. A copy of the PowerPoint training module is attached as Appendix B1. See also Standard Operating Procedures (SOP) (Appendix C).

The Shops at Kukui'ula

Seabird Awareness and Response Training will be provided to the Alexander & Baldwin Property Managers, individual shopping center managers and the staff that will be conducting the daily seabird searches during the fallout season. A copy of the PowerPoint training module is attached as Appendix B1. See also Standard Operating Procedures (SOP) (Appendix C).

Waipouli Town Center

Seabird Awareness and Response Training will be provided to the Alexander & Baldwin Property Managers, individual shopping center managers and the staff that will be conducting the daily seabird searches during the fallout season. A copy of the PowerPoint training module is attached as Appendix B1. See also Standard Operating Procedures (SOP) (Appendix C).

Kukui'ula Development (Plantation Core/The Club)

Seabird Awareness and Response Training will be provided to Kukui'ula staff that will be conducting the daily seabird searches during the fallout season. A copy of the PowerPoint training module is attached as Appendix B1. See also Standard Operating Procedures (SOP) (Appendix C).

DRAFT

Item 12. Describe any outreach conducted (e.g., handing out pamphlets on seabird awareness to facility employees or guests, etc):

Port Allen Solar Farm

The Port Allen Solar Farm will do outreach to staff during the permit term. During the seabird fledging season they will:

- Distribute seabird awareness pamphlets to McBryde Resources employees and to contractors working outdoors at night at McBryde facilities.
- Post seabird awareness materials in a conspicuous location at the facility.

Port Allen Center I and II

The Port Allen Center I and II will do outreach to staff during the permit term. During the seabird fledging season they will:

- Distribute seabird awareness pamphlets to A&B employees and to contractors working outdoors at night at the Port Allen facilities.
- Distribute seabird awareness pamphlets to all tenants of the facility.
- Encourage tenants to post seabird awareness materials in a conspicuous location at their facilities.

Port Allen South Parcels

The Port Allen South Parcels will do outreach to staff during the permit term. During the seabird fledging season they will:

- Distribute seabird awareness pamphlets to A&B employees and to contractors working outdoors at night at the Port Allen facilities.
- Distribute seabird awareness pamphlets to all tenants of the facility.
- Encourage tenants to post seabird awareness materials in a conspicuous location at their facilities.

Port Allen Parking Lots

Outreach for the Port Allen Parking Lots will consist of posting a seabird informational flyer in the parking lots during the fledging season.

Port Allen Steel Warehouse

The Port Allen Steel Warehouse will do outreach to staff during the permit term. During the seabird fledging season they will:

- Distribute seabird awareness pamphlets to A&B employees and to contractors working outdoors at night at the Port Allen facilities.
- Distribute seabird awareness pamphlets to all tenants of the facility.
- Encourage tenants to post seabird awareness materials in a conspicuous location at their facilities.

Port Allen Marina Center

The Port Allen Marina Center will do outreach to staff during the permit term. During the seabird fledging season they will:

- Distribute seabird awareness pamphlets to A&B employees and to contractors working outdoors at night at the Port Allen facilities.
- Distribute seabird awareness pamphlets to all tenants of the facility.
- Encourage tenants to post seabird awareness materials in a conspicuous location at their facilities.

Pump 3 Hanapepe Valley

The Pump 3 Hanapepe Valley will do outreach to existing staff during the permit term. During the seabird fledging season they will:

- Distribute seabird awareness pamphlets to McBryde Resources employees and to contractors who will be working outdoors at night at McBryde facilities.
- Post seabird awareness materials in a conspicuous location at the facility.

Kalaheo Powerhouse

The Kalaheo Powerhouse will do outreach to staff during the permit term. During the seabird fledging season they will:

- Distribute seabird awareness pamphlets to McBryde Resources employees and to contractors who will be working outdoors at night at McBryde facilities.
- Post seabird awareness materials in a conspicuous location at the facility.

Wainiha Powerhouse

The Wainiha Powerhouse will do outreach to staff during the permit term. During the seabird fledging season they will:

- Distribute seabird awareness pamphlets to McBryde Resources employees and to contractors who will be working outdoors at night at McBryde facilities.
- Post seabird awareness materials in a conspicuous location at the facility.

Hokulei Shopping Village

The Hokulei Shopping Village will do outreach to staff during the permit term. During the seabird fledging season they will:

- Distribute seabird awareness pamphlets to A&B employees and to contractors working outdoors at night at the shopping center.
- Distribute seabird awareness pamphlets to all tenants of the facility.
- Encourage tenants to post seabird awareness materials in a conspicuous location at their facilities.

The Shops at Kukui`ula

The Shops at Kukui`ula will do outreach to staff during the permit term. During the seabird fledging season they will:

- Distribute seabird awareness pamphlets to A&B employees and to contractors working outdoors at night at the shopping center.
- Distribute seabird awareness pamphlets to all tenants of the facility.
- Encourage tenants to post seabird awareness materials in a conspicuous location at their facilities.

Waipouli Town Center

The Waipouli Town Center will do outreach to staff during the permit term. During the seabird fledging season they will:

- Distribute seabird awareness pamphlets to A&B employees and to contractors working at the shopping center.
- Distribute seabird awareness pamphlets to all tenants of the facility.
- Encourage tenants to post seabird awareness materials in a conspicuous location at their facilities.

Kukui`ula Development (Plantation Core/The Club)

Kukui`ula Development will do outreach to staff during the permit term. During the seabird fledging season they will:

- Distribute seabird awareness pamphlets to Kukui`ula employees, each of the facilities within the Plantation Core and to contractors working outdoors at night at the facilities.
- Make outreach materials available to guests at various locations around the facilities.
- Post seabird awareness materials in conspicuous locations at the facilities.

PART 2: Take Estimate¹, Requested Amount of Take Authorization, and Funding

Item 1. Show the calculation of estimated take for each of the Covered Species.

Following the take estimation methods in the KSHCP for estimating a Participant's take (Section 6.2.2), the tables below show the take estimate calculation for the facility(s) for each of the Covered Seabirds.

The KSHCP take estimate method utilizes the average of the most recent 5 years of SOS recovery data for the facility. Applied to the data is an adjustment for downed birds not found, based on a 50% discovery rate and an adjustment based on SOS mortality (birds dead on arrival or those that die in care) – average SOS mortality is 12%.

If the landowner-applicant submits a take estimate with an alternate discovery rate, they must provide the reasons why an alternate rate was used to estimate take, including relevant information supporting their reasoning (% of searchable area, search protocols that will be used, any searcher efficiency trials that have been or will be conducted at facilities and/or demonstration of quick, effective recovery of birds). Please include narrative and/or photos and maps to support this.

Table 10: Annual Lethal Estimated Take Calculationⁱ

	Newell's Shearwater	Hawaiian Petrel	Band-rumped Storm Petrel
1. Annual average number (SOS data – or – monitoring data) of downed NESH (5 most recent years), HAPE or BRSP (15 most recent years)	3	0	0
2. Annual observed lethal take estimate (12% of 1, all downed birds)	.36	0	0
3. Annual unobserved lethal take estimate (e.g. 100% of 1, all downed birds if 50% searcher efficiency assumed)	3	0	0
4. Total estimated annual lethal take from light attraction (2+3)	3.36	0	0
Requested Annual Lethal Take	3.46	.1	.033
Requested Take Over Permit Term	104	3	1

ⁱ Title of table revised per email from K. Cullison 4/10/20.

Preliminary take limits for the license/permit term are provided below. Estimates provided are combined estimates for all A&B facilities listed in this application.

Item 2. Select the requested take authorization and permit/license term coverage for each of the Covered Species.

Table 11: Newell's Shearwater:

Age Class	Annual Take Estimate: Fledglings	Annual Take Estimate: Adults or Sub-Adults	Take Limit for License/Permit Term
Mortality (Lethal)	3.36 ⁱ	0	104 ⁱⁱ
Injury (Non-lethal)	2.64 ⁱⁱⁱ	0	79.2 ^{iv}

ⁱ This number is repeated from Line 4 of Table 10, above, and should not be added to the number in Table 10.

ⁱⁱ This number is A&B's requested take limit, repeated from the last line of Table 10, above, and should not be added to the number in Table 10.

ⁱⁱⁱ This number of nonlethal take is derived by using the formula in KSHCP Section 6.2.2.1. As set forth in Section 6.2.2.1, "Lethal Take = 100% undiscovered birds + 12% of birds that are discovered and turned into SOS." It follows, then, that nonlethal take is 88% of birds that are discovered and turned into SOS, or 88% of Line 1 of Table 10.

^{iv} This number is derived by multiplying 2.64 by 30 years.

Table 12: Hawaiian Petrel:

Age Class	Annual Take Estimate: Fledglings	Annual Take Estimate: Adults or Sub-Adults	Take Limit for License/Permit Term
Mortality (Lethal)	0 ⁱ	0	3 ⁱⁱ
Injury (Non-lethal)	0	0	3 ⁱⁱⁱ

ⁱ This number is repeated from Line 4 of Table 10, above, and should not be added to the number in Table 10. It is different than A&B's requested annual take for Hawaiian Petrels in Table 10, above, which is 0.1.

ⁱⁱ This number is A&B's requested take limit, repeated from the last line of Table 10, above, and should not be added to the number in Table 10.

ⁱⁱⁱ This is A&B's requested coverage for nonlethal take.

Table 13: Band-rumped Storm Petrel:

Age Class	Annual Take Estimate: Fledglings	Annual Take Estimate: Adults or Sub-Adults	Take Limit for License/Permit Term
Mortality (Lethal)	0 ⁱ	0	1 ⁱⁱ
Injury (Non-lethal)	0	0	1 ⁱⁱⁱ

ⁱ This number is repeated from Line 4 of Table 10, above, and should not be added to the number in Table 10. It is different than A&B's requested annual take for Band-rumped Storm Petrels in Table 10, above, which is 0.033.

ⁱⁱ This number is A&B's requested take limit, repeated from the last line of Table 10, above, and should not be added to the number in Table 10.

ⁱⁱⁱ This is A&B's requested coverage for nonlethal take.

Item 3. Funding Assurance. Provide proof of adequate funding (see KSHCP document). All participants must demonstrate requisite funding prior to permit/license approval to ensure that the proposed measures and actions, including monitoring, will be undertaken in accordance with the terms and schedule of the KSHCP.

Alexander & Baldwin, Inc. and its subsidiaries/related entities currently undertake all minimization and conduct all monitoring using existing staff, or outside contractors, as part of annual operating budget, and will continue to do so through the term of the KSHCP. Alexander & Baldwin, Inc. will provide financial assurances as required by the KSHCP.

Signature of Participant:

Date: _____

Printed Name :

The undersigned affirms that all the information included is true and accurate to the best of the participant's knowledge and that this PIP is voluntarily submitted.

☐ check to waive confidentiality

Appendices

Appendix A – TMK Maps and Site Plans

Appendix B1 – Seabird Awareness and Response Training Program (Commercial Properties)

Appendix B2 – Seabird Awareness and Response Training Program (McBryde Facilities)

Appendix C – Standard Operating Procedures

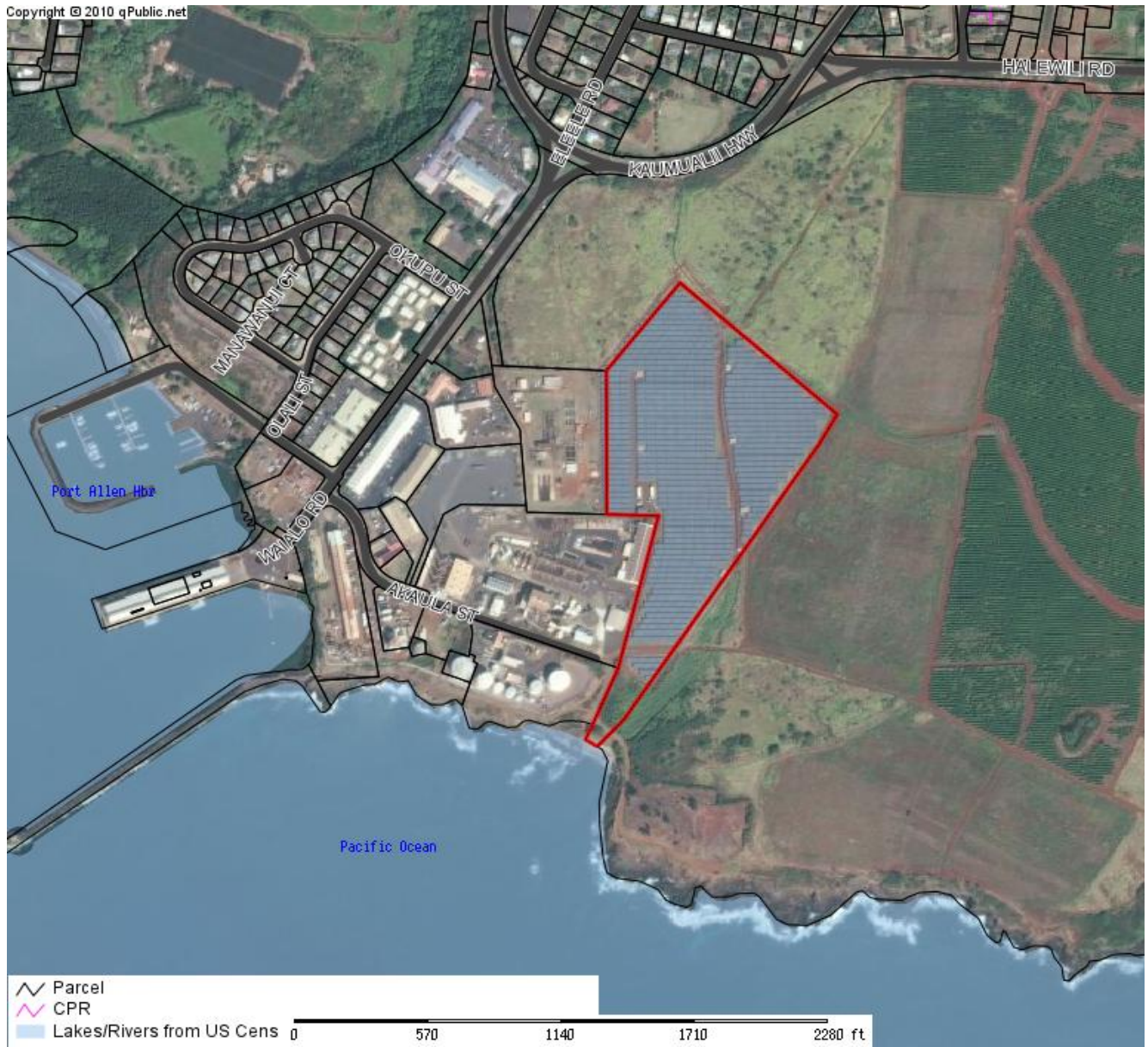
Appendix D – A&B Downed Seabird Recovery Report Form

DRAFT

DRAFT

Appendix A

(a) Port Allen Solar Farm - TMK Map



Port Allen Solar Farm			
Parcel: 210010510000 Acres:			
Name:		Land Value	
Site:		Building Value	
Sale:		Misc Value	
Mail:		Just Value	
		Assessed Value	
		Exempt Value	
		Taxable Value	



The Kauai County Assessor's Office makes every effort to produce the most accurate information possible. No warranties, expressed or implied, are provided for the data herein, its use or interpretation. The assessment information is from the last certified taxroll. All data is subject to change before the next certified taxroll. PLEASE NOTE THAT THE PROPERTY APPRAISER MAPS ARE FOR ASSESSMENT PURPOSES ONLY NEITHER KAUAI COUNTY NOR ITS EMPLOYEES ASSUME RESPONSIBILITY FOR ERRORS OR OMISSIONS ---THIS IS NOT A SURVEY---

Date printed: 05/16/19 : 05:43:14

(a) Port Allen Solar Farm - Site Plan



Site Plan - Port Allen Solar Farm

TMK Nos. (4) 2-1-001:051

(a) through (f) Port Allen Commercial Properties – Overview



Port Allen Commercial Properties – Overview

(Note: Letters on map do not coincide with PIP letter designations for the corresponding properties.)

- A - Port Allen Marina Center (TMK No. (4) 2-1-003:040)
- B - Port Allen Center I (TMK No. (4) 2-1-003:004)
- C - Port Allen Center II (TMK No. (4) 2-1-003:004)
- D - Steel Warehouse (TMK No. (4) 2-1-003:028)
- E - Small Parking Lot (TMK No. (4) 2-1-003:025)
- F - Large Parking Lot (TMK No. (4) 2-1-003:026)

(b) Port Allen Center I and II - TMK Map



Port Allen Center I and II

Parcel: 210030040000 Acres:

Name:		Land Value	
Site:		Building Value	
Sale:		Misc Value	
Mail:		Just Value	
		Assessed Value	
		Exempt Value	
		Taxable Value	



The Kauai County Assessor's Office makes every effort to produce the most accurate information possible. No warranties, expressed or implied, are provided for the data herein, its use or interpretation. The assessment information is from the last certified taxroll. All data is subject to change before the next certified taxroll. PLEASE NOTE THAT THE PROPERTY APPRAISER MAPS ARE FOR ASSESSMENT PURPOSES ONLY NEITHER KAUAI COUNTY NOR ITS EMPLOYEES ASSUME RESPONSIBILITY FOR ERRORS OR OMISSIONS ---THIS IS NOT A SURVEY---

Date printed: 05/16/19 : 05:27:31

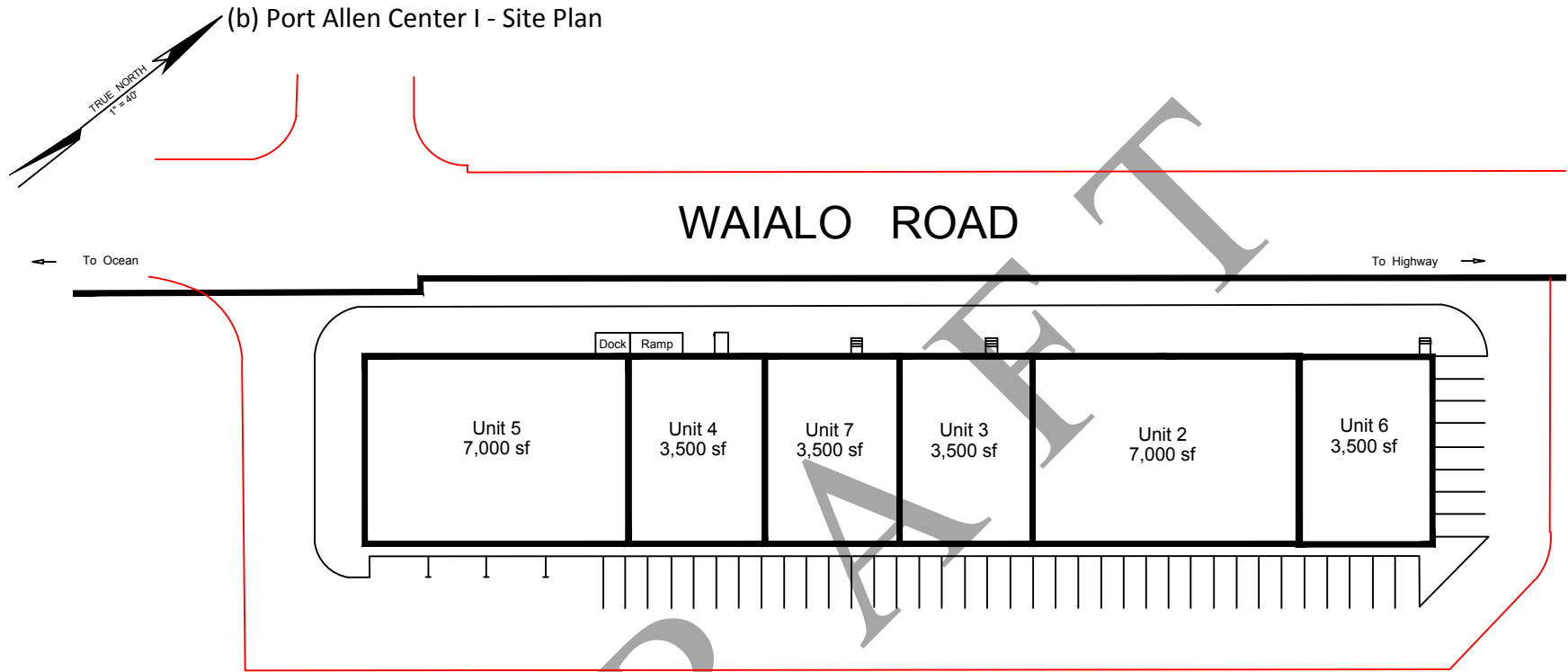
(b) Port Allen Center I and II - Site Plan



Port Allen Center I and II – Site Plan

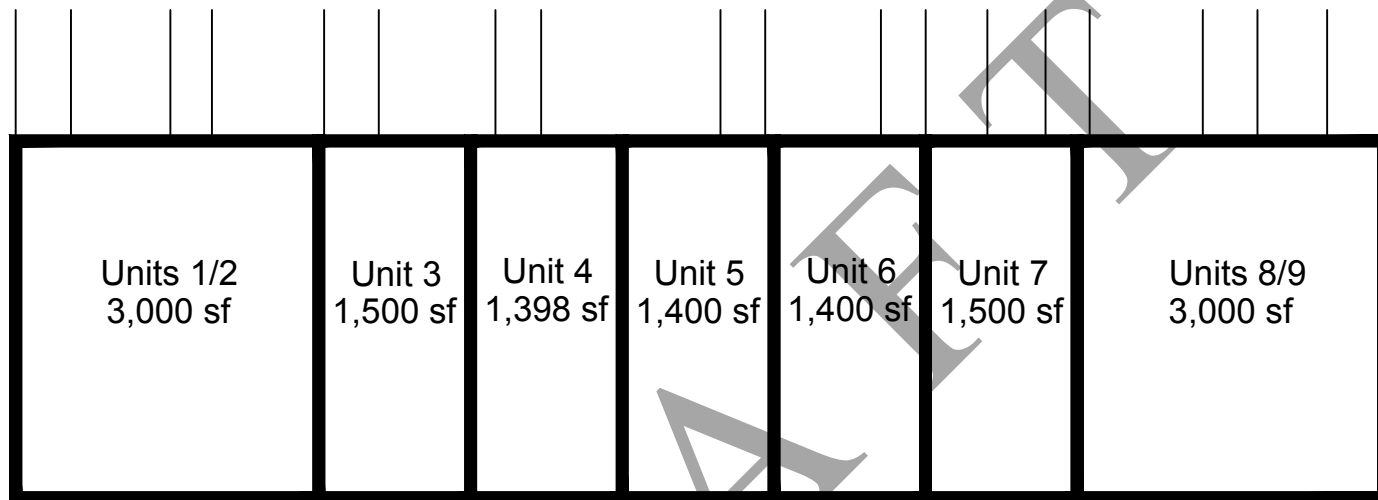

TMK No. (4) 2-1-003:004

(b) Port Allen Center I - Site Plan



PORT ALLEN CENTER

(b) Port Allen Center II - Site Plan



PORT ALLEN CENTER 2

(c) Port Allen South Parcels - TMK Map (shoreline parcel)



Port Allen Shoreline Parcel			
Parcel: 210030300000 Acres:			
Name:		Land Value	
Site:		Building Value	
Sale:		Misc Value	
Mail:		Just Value	
		Assessed Value	
		Exempt Value	
		Taxable Value	



The Kauai County Assessor's Office makes every effort to produce the most accurate information possible. No warranties, expressed or implied, are provided for the data herein, its use or interpretation. The assessment information is from the last certified taxroll. All data is subject to change before the next certified taxroll. PLEASE NOTE THAT THE PROPERTY APPRAISER MAPS ARE FOR ASSESSMENT PURPOSES ONLY NEITHER KAUAI COUNTY NOR ITS EMPLOYEES ASSUME RESPONSIBILITY FOR ERRORS OR OMISSIONS ---THIS IS NOT A SURVEY---

Date printed: 05/16/19 : 05:40:22

(c) Port Allen South Parcels - TMK Map (BEI parcel)



Port Allen BEI Parcel			
Parcel: 210030290000 Acres:			
Name:		Land Value	
Site:		Building Value	
Sale:		Misc Value	
Mail:		Just Value	
		Assessed Value	
		Exempt Value	
		Taxable Value	

The Kauai County Assessor's Office makes every effort to produce the most accurate information possible. No warranties, expressed or implied, are provided for the data herein, its use or interpretation. The assessment information is from the last certified taxroll. All data is subject to change before the next certified taxroll. PLEASE NOTE THAT THE PROPERTY APPRAISER MAPS ARE FOR ASSESSMENT PURPOSES ONLY NEITHER KAUAI COUNTY NOR ITS EMPLOYEES ASSUME RESPONSIBILITY FOR ERRORS OR OMISSIONS ---THIS IS NOT A SURVEY---

Date printed: 05/16/19 : 05:35:19

(c) Port Allen South Parcels - Site Plan



Port Allen South Parcels – Site Plan


BEI Fertilizer Facility (TMK No. (4) 2-1-003:029)

Shoreline Parcel (TMK No. (4) 2-1-003:030)

(d) Port Allen Parking Lots - TMK Map (Small Parking Lot)



Port Allen small parking lot			
Parcel: 210030250000 Acres:			
Name:		Land Value	
Site:		Building Value	
Sale:		Misc Value	
Mail:		Just Value	
		Assessed Value	
		Exempt Value	
		Taxable Value	




The Kauai County Assessor's Office makes every effort to produce the most accurate information possible. No warranties, expressed or implied, are provided for the data herein, its use or interpretation. The assessment information is from the last certified taxroll. All data is subject to change before the next certified taxroll. PLEASE NOTE THAT THE PROPERTY APPRAISER MAPS ARE FOR ASSESSMENT PURPOSES ONLY NEITHER KAUAI COUNTY NOR ITS EMPLOYEES ASSUME RESPONSIBILITY FOR ERRORS OR OMISSIONS ---THIS IS NOT A SURVEY---

Date printed: 05/16/19 : 05:29:54

(d) Port Allen Parking Lots - TMK Map (Large Parking Lot)



Port Allen large parking lot			
Parcel: 210030260000 Acres:			
Name:		Land Value	
Site:		Building Value	
Sale:		Misc Value	
Mail:		Just Value	
		Assessed Value	
		Exempt Value	
		Taxable Value	



The Kauai County Assessor's Office makes every effort to produce the most accurate information possible. No warranties, expressed or implied, are provided for the data herein, its use or interpretation. The assessment information is from the last certified taxroll. All data is subject to change before the next certified taxroll. PLEASE NOTE THAT THE PROPERTY APPRAISER MAPS ARE FOR ASSESSMENT PURPOSES ONLY NEITHER KAUAI COUNTY NOR ITS EMPLOYEES ASSUME RESPONSIBILITY FOR ERRORS OR OMISSIONS ---THIS IS NOT A SURVEY---

Date printed: 05/16/19 : 05:30:44

(d) Port Allen Parking Lots - Site Plan



Port Allen Parking Lots – Site Plan


TMK Nos. (4) 2-1-003:025 (small lot) and (4) 2-1-003:026 (large lot)

Note three orange asterisks along Waialo Road and one at intersection of Olali Street and Aka Ula Road denote locations of off-site street lamps.

(e) Port Allen Steel Warehouse - TMK Map



Port Allen Steel Warehouse			
Parcel: 210030280000 Acres:			
Name:		Land Value	
Site:		Building Value	
Sale:		Misc Value	
Mail:		Just Value	
		Assessed Value	
		Exempt Value	
		Taxable Value	



The Kauai County Assessor's Office makes every effort to produce the most accurate information possible. No warranties, expressed or implied, are provided for the data herein, its use or interpretation. The assessment information is from the last certified taxroll. All data is subject to change before the next certified taxroll. PLEASE NOTE THAT THE PROPERTY APPRAISER MAPS ARE FOR ASSESSMENT PURPOSES ONLY NEITHER KAUAI COUNTY NOR ITS EMPLOYEES ASSUME RESPONSIBILITY FOR ERRORS OR OMISSIONS ---THIS IS NOT A SURVEY---

Date printed: 05/16/19 : 05:32:36

(e) Port Allen Steel Warehouse - Site Plan (1 of 2)

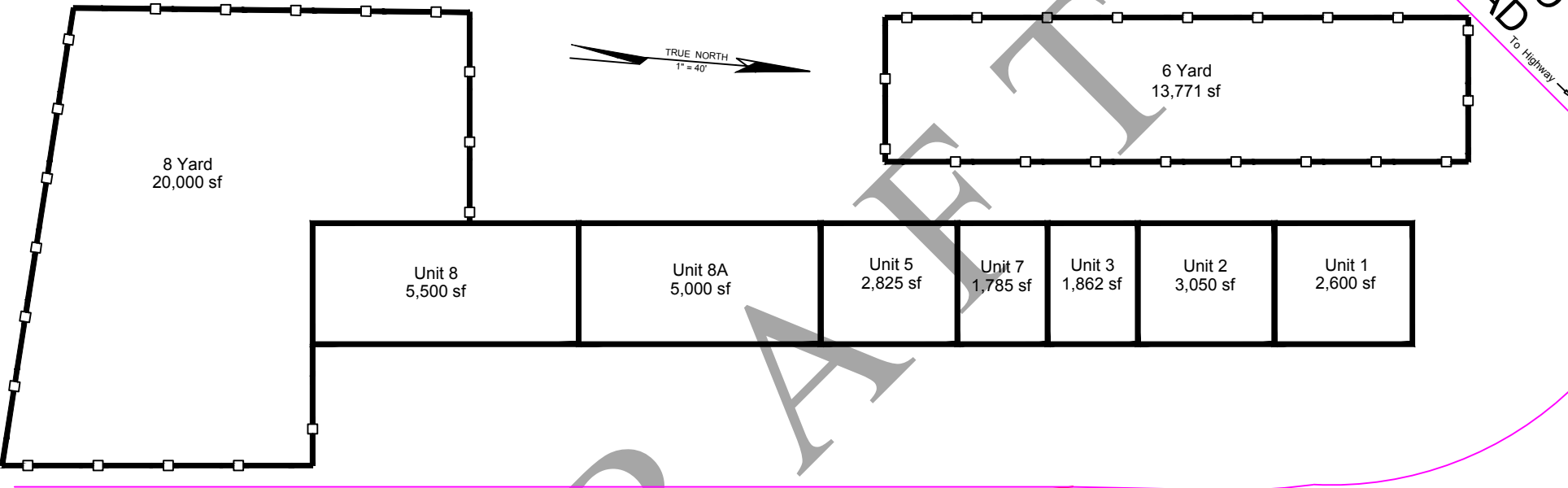


Port Allen Steel Warehouse – Site Plan

TMK No. (4) 2-1-003:028

Note two orange asterisks along Waialo Road denote locations of off-site street lamps.

(e) Port Allen Steel Warehouse - Site Plan (2 of 2)



AKA ULA STREET

PORT ALLEN
STEEL WAREHOUSE

Lease Expirations

(f) Port Allen Marina Center - TMK Map



Port Allen Marina Center			
Parcel: 210030400000 Acres:			
Name:		Land Value	
Site:		Building Value	
Sale:		Misc Value	
Mail:		Just Value	
		Assessed Value	
		Exempt Value	
		Taxable Value	



The Kauai County Assessor's Office makes every effort to produce the most accurate information possible. No warranties, expressed or implied, are provided for the data herein, its use or interpretation. The assessment information is from the last certified taxroll. All data is subject to change before the next certified taxroll. PLEASE NOTE THAT THE PROPERTY APPRAISER MAPS ARE FOR ASSESSMENT PURPOSES ONLY NEITHER KAUAI COUNTY NOR ITS EMPLOYEES ASSUME RESPONSIBILITY FOR ERRORS OR OMISSIONS ---THIS IS NOT A SURVEY---

Date printed: 05/16/19 : 05:34:02

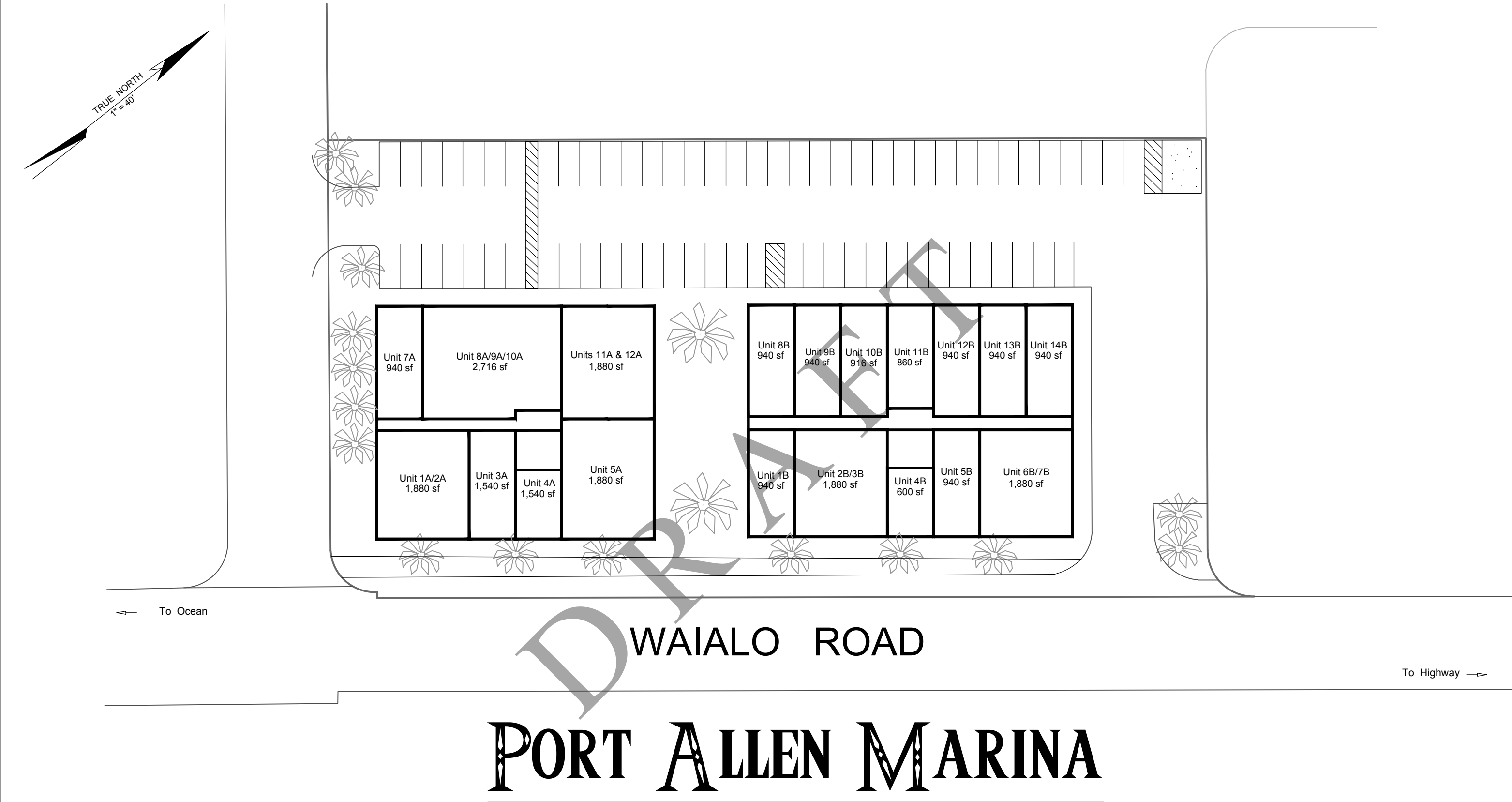
(f) Port Allen Marina Center - Site Plan (1 of 2)



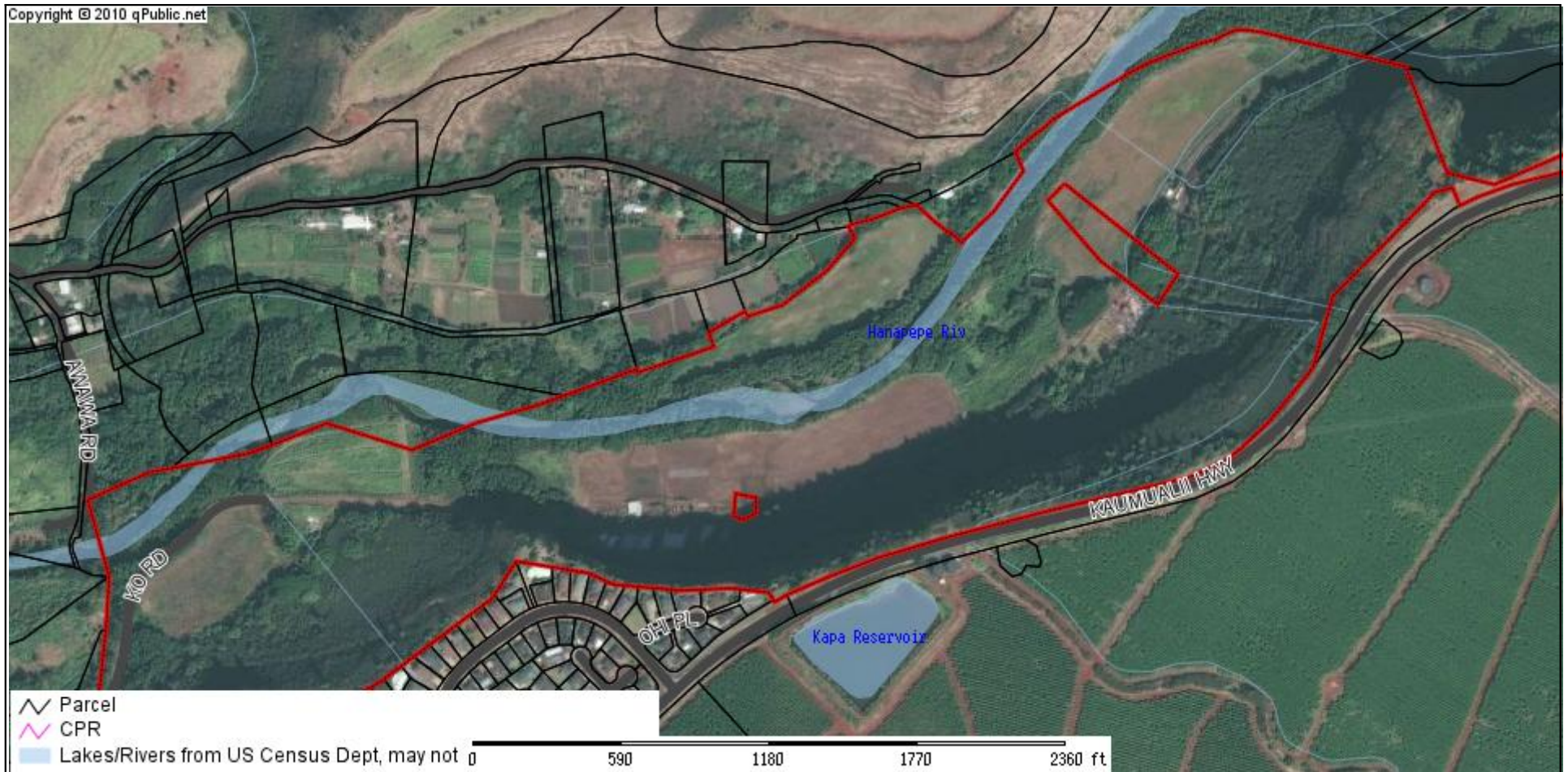
Port Allen Marina Center – Site Plan

TMK No. (4) 2-1-003:040


Note orange asterisk at corner of Waialo Road and Aka Ula Road denotes location of off-site street lamp.



(g) Pump 3 Hanapepe Valley - TMK Map



Pump 3			
Parcel: 210010100000 Acres:			
Name:		Land Value	
Site:		Building Value	
Sale:		Misc Value	
Mail:		Just Value	
		Assessed Value	
		Exempt Value	
		Taxable Value	



The Kauai County Assessor's Office makes every effort to produce the most accurate information possible. No warranties, expressed or implied, are provided for the data herein, its use or interpretation. The assessment information is from the last certified taxroll. All data is subject to change before the next certified taxroll. PLEASE NOTE THAT THE PROPERTY APPRAISER MAPS ARE FOR ASSESSMENT PURPOSES ONLY NEITHER KAUAI COUNTY NOR ITS EMPLOYEES ASSUME RESPONSIBILITY FOR ERRORS OR OMISSIONS ---THIS IS NOT A SURVEY---

Date printed: 05/16/19 : 08:04:05



Pump 3 Hanapepe Valley Location Map

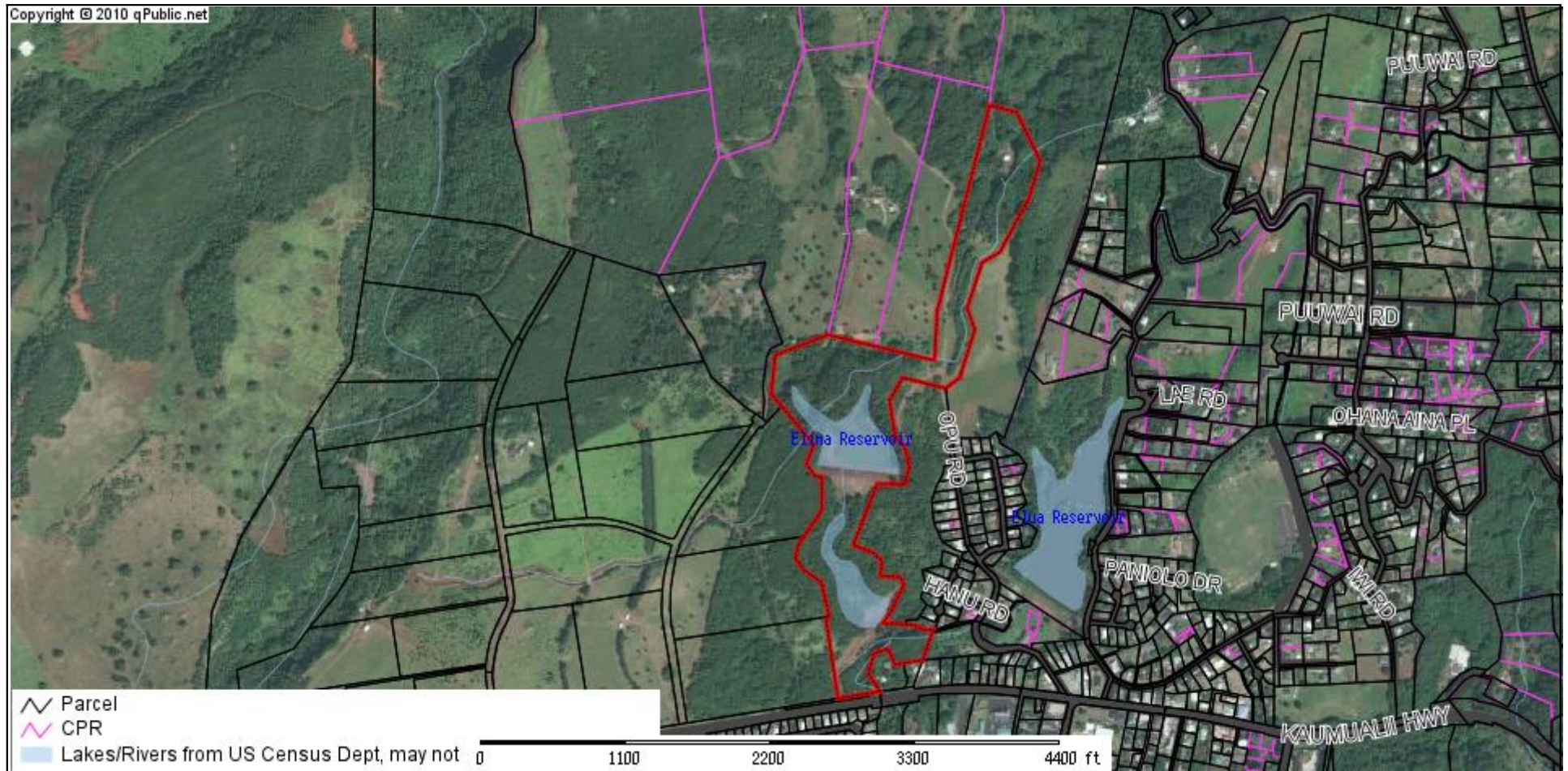
TMK No. (4) 2-1-001:010 (portion)




Pump 3 – Site Plan

TMK No. (4) 2-1-001:010 (portion)

(h) Kalaheo Powerhouse - TMK Map



Kalaheo Powerhouse			
Parcel: 240160130000 Acres:			
Name:		Land Value	
Site:		Building Value	
Sale:		Misc Value	
Mail:		Just Value	
		Assessed Value	
		Exempt Value	
		Taxable Value	



The Kauai County Assessor's Office makes every effort to produce the most accurate information possible. No warranties, expressed or implied, are provided for the data herein, its use or interpretation. The assessment information is from the last certified taxroll. All data is subject to change before the next certified taxroll. PLEASE NOTE THAT THE PROPERTY APPRAISER MAPS ARE FOR ASSESSMENT PURPOSES ONLY NEITHER KAUAI COUNTY NOR ITS EMPLOYEES ASSUME RESPONSIBILITY FOR ERRORS OR OMISSIONS ---THIS IS NOT A SURVEY---

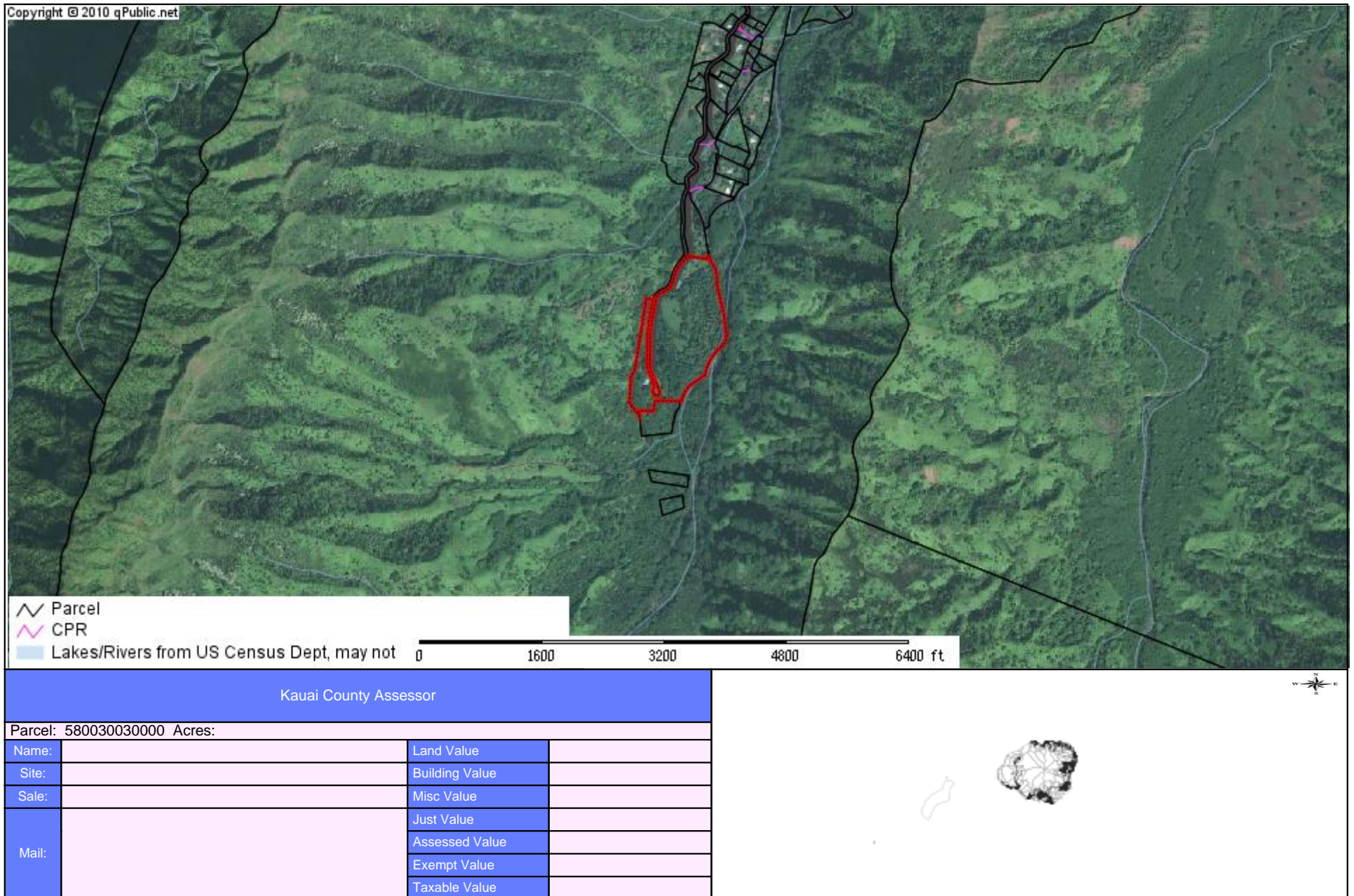
Date printed: 05/16/19 : 08:12:02



Kalaheo Hydro Powerhouse Site Plan

TMK No. (4) 2-4-016:013 (portion)

(i) Wainiha Powerhouse - TMK Map



The Kauai County Assessor's Office makes every effort to produce the most accurate information possible. No warranties, expressed or implied, are provided for the data herein, its use or interpretation. The assessment information is from the last certified taxroll. All data is subject to change before the next certified taxroll. PLEASE NOTE THAT THE PROPERTY APPRAISER MAPS ARE FOR ASSESSMENT PURPOSES ONLY NEITHER KAUAI COUNTY NOR ITS EMPLOYEES ASSUME RESPONSIBILITY FOR ERRORS OR OMISSIONS ---THIS IS NOT A SURVEY---

Date printed: 05/28/19 : 03:27:07

(i) Wainiha Powerhouse - Site Plan




Wainiha Hydro Powerhouse Site Plan

TMK No. (4) 5-8-003:003 (portion)

(j) Hokulei Shopping Village - TMK Map (1 of 6)



Hokulei Shopping Village			
Parcel: 330030460000 Acres:			
Name:		Land Value	
Site:		Building Value	
Sale:		Misc Value	
Mail:		Just Value	
		Assessed Value	
		Exempt Value	
		Taxable Value	




The Kauai County Assessor's Office makes every effort to produce the most accurate information possible. No warranties, expressed or implied, are provided for the data herein, its use or interpretation. The assessment information is from the last certified taxroll. All data is subject to change before the next certified taxroll. PLEASE NOTE THAT THE PROPERTY APPRAISER MAPS ARE FOR ASSESSMENT PURPOSES ONLY NEITHER KAUAI COUNTY NOR ITS EMPLOYEES ASSUME RESPONSIBILITY FOR ERRORS OR OMISSIONS ---THIS IS NOT A SURVEY---

Date printed: 05/16/19 : 06:52:17

(j) Hokulei Shopping Village - TMK Map (2 of 6)



Hokulei Shopping Village			
Parcel: 330030490000 Acres:			
Name:		Land Value	
Site:		Building Value	
Sale:		Misc Value	
Mail:		Just Value	
		Assessed Value	
		Exempt Value	
		Taxable Value	




The Kauai County Assessor's Office makes every effort to produce the most accurate information possible. No warranties, expressed or implied, are provided for the data herein, its use or interpretation. The assessment information is from the last certified taxroll. All data is subject to change before the next certified taxroll. PLEASE NOTE THAT THE PROPERTY APPRAISER MAPS ARE FOR ASSESSMENT PURPOSES ONLY NEITHER KAUAI COUNTY NOR ITS EMPLOYEES ASSUME RESPONSIBILITY FOR ERRORS OR OMISSIONS ---THIS IS NOT A SURVEY---

Date printed: 05/16/19 : 06:54:38

(j) Hokulei Shopping Village - TMK Map (3 of 6)



Hokulei Shopping Village			
Parcel: 330030500000 Acres:			
Name:		Land Value	
Site:		Building Value	
Sale:		Misc Value	
Mail:		Just Value	
		Assessed Value	
		Exempt Value	
		Taxable Value	




The Kauai County Assessor's Office makes every effort to produce the most accurate information possible. No warranties, expressed or implied, are provided for the data herein, its use or interpretation. The assessment information is from the last certified taxroll. All data is subject to change before the next certified taxroll. PLEASE NOTE THAT THE PROPERTY APPRAISER MAPS ARE FOR ASSESSMENT PURPOSES ONLY NEITHER KAUAI COUNTY NOR ITS EMPLOYEES ASSUME RESPONSIBILITY FOR ERRORS OR OMISSIONS ---THIS IS NOT A SURVEY---

Date printed: 05/16/19 : 06:56:23

(j) Hokulei Shopping Village - TMK Map (4 of 6)



Hokulei Shopping Village			
Parcel: 330030510000 Acres:			
Name:		Land Value	
Site:		Building Value	
Sale:		Misc Value	
Mail:		Just Value	
		Assessed Value	
		Exempt Value	
		Taxable Value	



The Kauai County Assessor's Office makes every effort to produce the most accurate information possible. No warranties, expressed or implied, are provided for the data herein, its use or interpretation. The assessment information is from the last certified taxroll. All data is subject to change before the next certified taxroll. PLEASE NOTE THAT THE PROPERTY APPRAISER MAPS ARE FOR ASSESSMENT PURPOSES ONLY NEITHER KAUAI COUNTY NOR ITS EMPLOYEES ASSUME RESPONSIBILITY FOR ERRORS OR OMISSIONS ---THIS IS NOT A SURVEY---

Date printed: 05/16/19 : 06:57:18

(j) Hokulei Shopping Village - TMK Map (5 of 6)



Hokulei Shopping Village			
Parcel: 330030520000 Acres:			
Name:		Land Value	
Site:		Building Value	
Sale:		Misc Value	
Mail:		Just Value	
		Assessed Value	
		Exempt Value	
		Taxable Value	




The Kauai County Assessor's Office makes every effort to produce the most accurate information possible. No warranties, expressed or implied, are provided for the data herein, its use or interpretation. The assessment information is from the last certified taxroll. All data is subject to change before the next certified taxroll. PLEASE NOTE THAT THE PROPERTY APPRAISER MAPS ARE FOR ASSESSMENT PURPOSES ONLY NEITHER KAUAI COUNTY NOR ITS EMPLOYEES ASSUME RESPONSIBILITY FOR ERRORS OR OMISSIONS ---THIS IS NOT A SURVEY---

Date printed: 05/16/19 : 06:58:43

(j) Hokulei Shopping Village - TMK Map (6 of 6)



Hokulei Shopping Village			
Parcel: 330030530000 Acres:			
Name:		Land Value	
Site:		Building Value	
Sale:		Misc Value	
Mail:		Just Value	
		Assessed Value	
		Exempt Value	
		Taxable Value	



The Kauai County Assessor's Office makes every effort to produce the most accurate information possible. No warranties, expressed or implied, are provided for the data herein, its use or interpretation. The assessment information is from the last certified taxroll. All data is subject to change before the next certified taxroll. PLEASE NOTE THAT THE PROPERTY APPRAISER MAPS ARE FOR ASSESSMENT PURPOSES ONLY NEITHER KAUAI COUNTY NOR ITS EMPLOYEES ASSUME RESPONSIBILITY FOR ERRORS OR OMISSIONS ---THIS IS NOT A SURVEY---

Date printed: 05/16/19 : 06:59:28



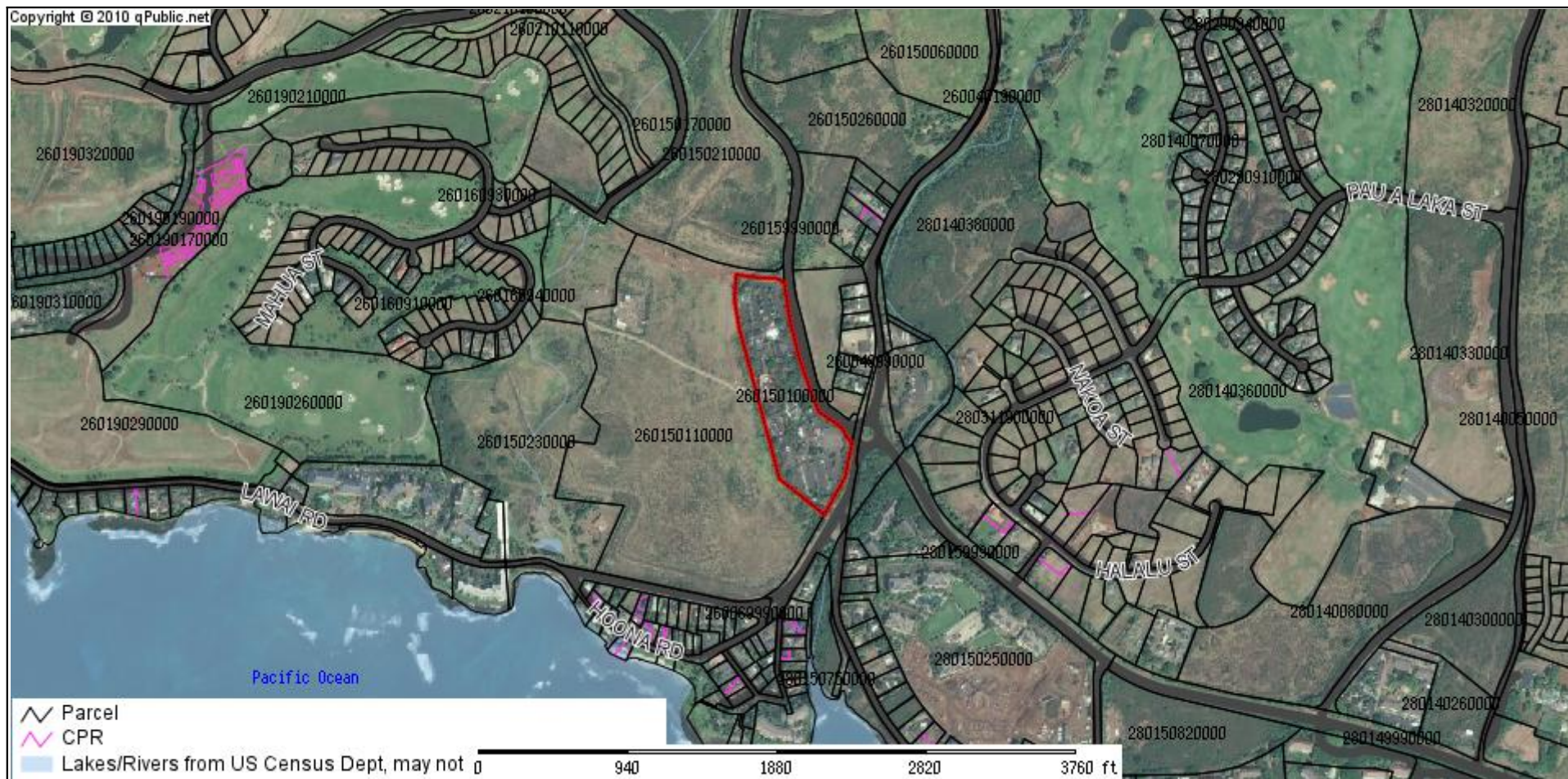


Hokulei Shopping Village

TMK Nos. (4) 3-3-003:046, 049, 050, 051, 052, 053 (No aerial of completed shopping center available on Google Earth)

Note: TMK No. (4) 3-3-003:054 (NE corner of shopping center) is owned by American Savings Bank and is not part of the property.

(k) Shops at Kukuiula - TMK Map



Kukuiula Village Shopping Center			
Parcel: 260150100000 Acres:			
Name:		Land Value	
Site:		Building Value	
Sale:		Misc Value	
Mail:		Just Value	
		Assessed Value	
		Exempt Value	
		Taxable Value	



The Kauai County Assessor's Office makes every effort to produce the most accurate information possible. No warranties, expressed or implied, are provided for the data herein, its use or interpretation. The assessment information is from the last certified taxroll. All data is subject to change before the next certified taxroll. PLEASE NOTE THAT THE PROPERTY APPRAISER MAPS ARE FOR ASSESSMENT PURPOSES ONLY NEITHER KAUAI COUNTY NOR ITS EMPLOYEES ASSUME RESPONSIBILITY FOR ERRORS OR OMISSIONS ---THIS IS NOT A SURVEY---

Date printed: 05/15/19 : 22:59:07

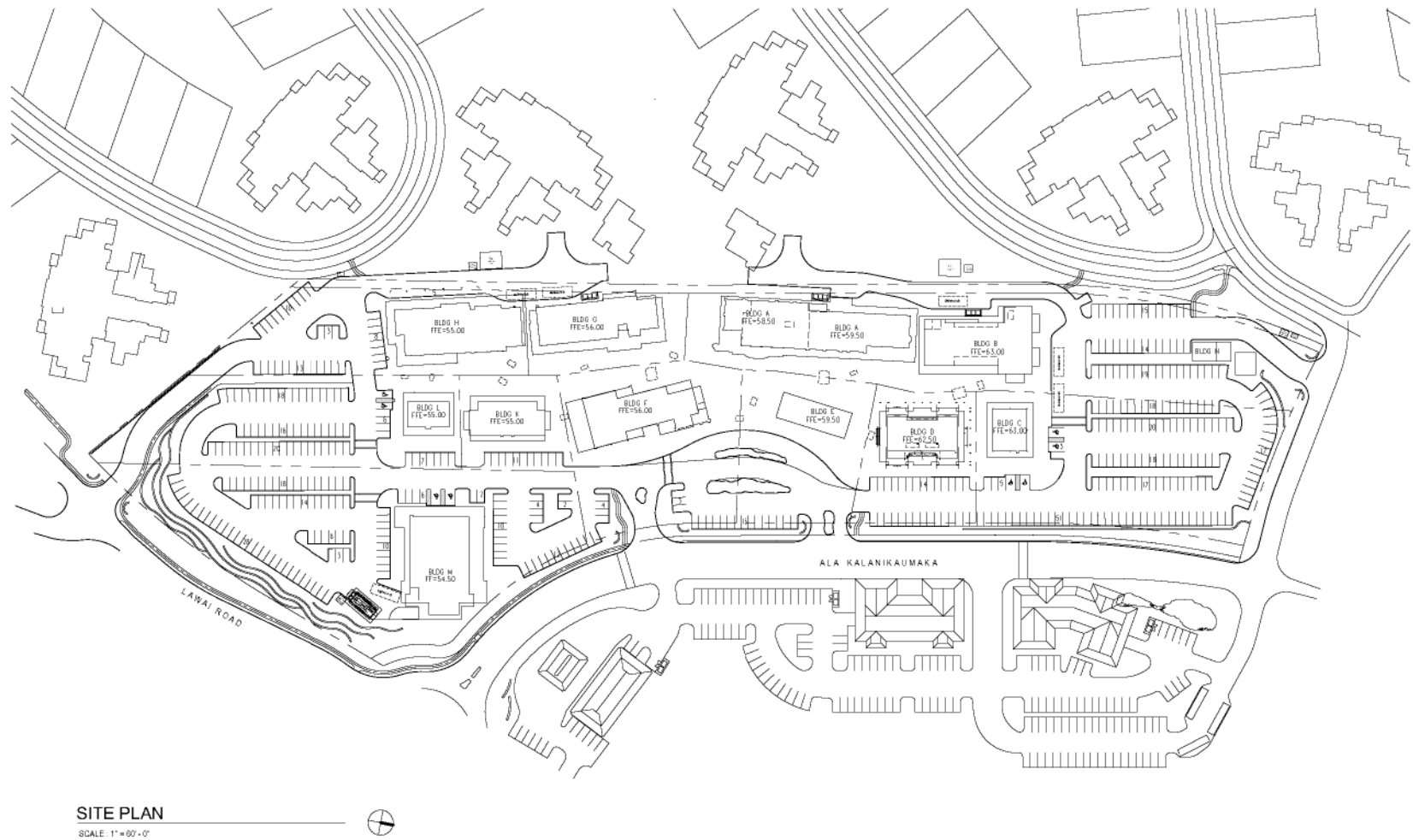
(k) Shops at Kukuiula - Site Plan (1 of 2)



The Shops at Kukui'ula Site Plan

TMK No. (4) 2-6-015:010


(k) Shops at Kukuiula - Site Plan (2 of 2)



(I) Waipouli Town Center - TMK Map



Waipouli Town Center			
Parcel: 430080020000 Acres:			
Name:		Land Value	
Site:		Building Value	
Sale:		Misc Value	
Mail:		Just Value	
		Assessed Value	
		Exempt Value	
		Taxable Value	



The Kauai County Assessor's Office makes every effort to produce the most accurate information possible. No warranties, expressed or implied, are provided for the data herein, its use or interpretation. The assessment information is from the last certified taxroll. All data is subject to change before the next certified taxroll. PLEASE NOTE THAT THE PROPERTY APPRAISER MAPS ARE FOR ASSESSMENT PURPOSES ONLY NEITHER KAUAI COUNTY NOR ITS EMPLOYEES ASSUME RESPONSIBILITY FOR ERRORS OR OMISSIONS ---THIS IS NOT A SURVEY---

Date printed: 05/16/19 : 05:45:56

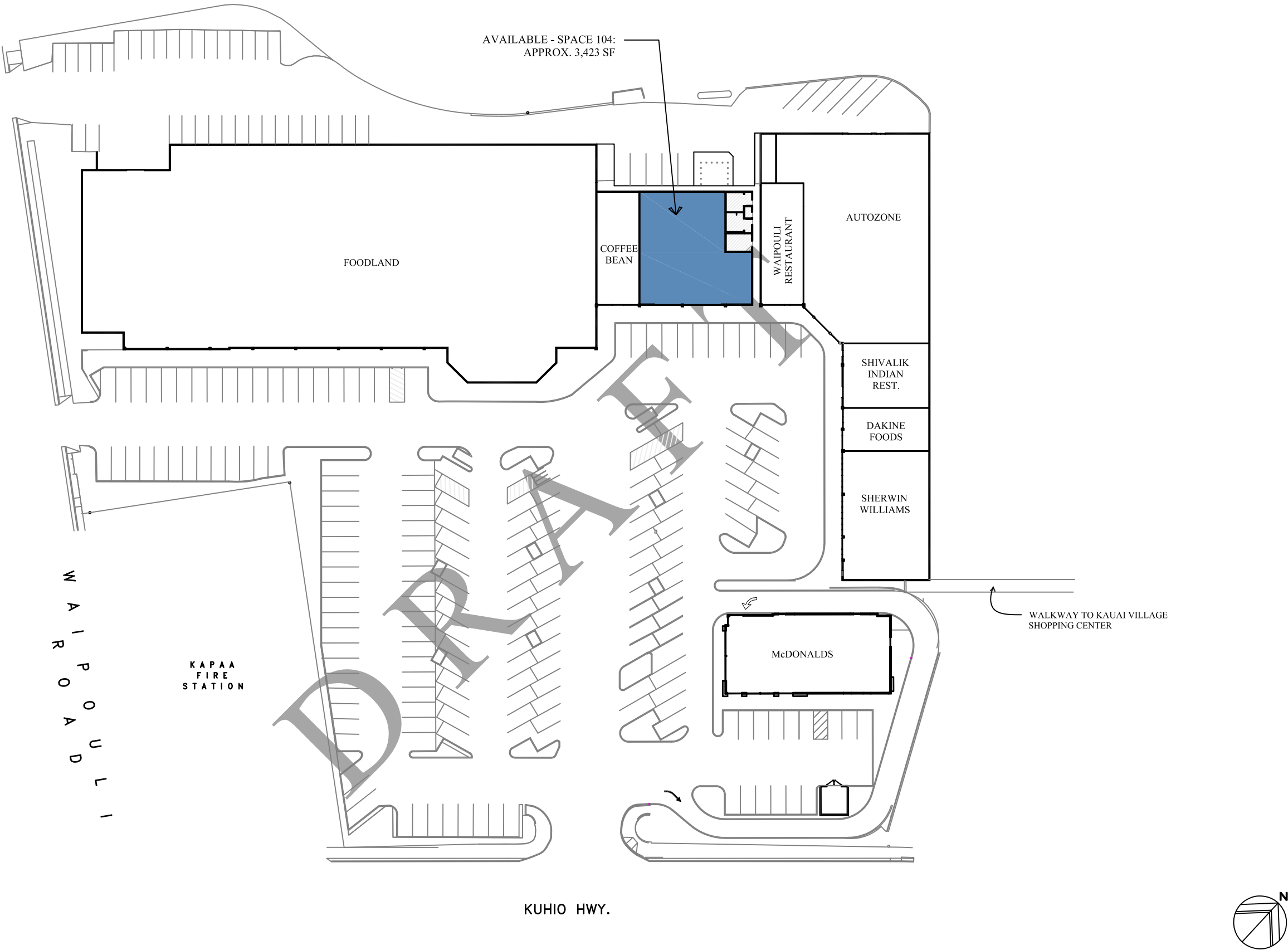
(I) Waipouli Town Center - Site Plan (1 of 2)



Waipouli Town Center (Kapaa) Site Plan

TMK No. (4) 4-3-008:002

(I) Waipouli Town Center - Site Plan (2 of 2)



WAIPOULI TOWN CENTER
4-771 KUHIO HIGHWAY: KAUAI, KAPAA, HAWAII

EXEC. MEETING - DATE: 01.12.18

(m) Kukui'ula Development (Plantation Core/The Club) - TMK Map



Kukui'ula The Club			
Parcel: 260190310000 Acres:			
Name:		Land Value	
Site:		Building Value	
Sale:		Misc Value	
Mail:		Just Value	
		Assessed Value	
		Exempt Value	
		Taxable Value	



The Kauai County Assessor's Office makes every effort to produce the most accurate information possible. No warranties, expressed or implied, are provided for the data herein, its use or interpretation. The assessment information is from the last certified taxroll. All data is subject to change before the next certified taxroll. PLEASE NOTE THAT THE PROPERTY APPRAISER MAPS ARE FOR ASSESSMENT PURPOSES ONLY NEITHER KAUAI COUNTY NOR ITS EMPLOYEES ASSUME RESPONSIBILITY FOR ERRORS OR OMISSIONS ---THIS IS NOT A SURVEY---

Date printed: 05/28/19 : 05:28:52

(m) Kukui'ula Development (Plantation Core/The Club) - Site Plan



Kukui'ula Development – The Club/Plantation Core Site Plan

TMK No. (4) 2-6-019:031

DRAFT

Appendix B 1

A & B Commercial Properties 2019 Seabird Awareness and Response Training



Purpose of Training

- Native seabird species including endangered species may “fallout” on any of commercial properties on Kaua’i on a seasonal basis
- Alexander & Baldwin is committed to the protection of these species
- Alexander & Baldwin has specific endangered bird protocols in place that all personnel must follow
- There are potentially significant legal implications if any of these protocols are not followed

Why do Protected Seabirds Land in our Commercial Properties?

- Seabirds that fly at night are often attracted to lights
- Fledgling birds (*keiki's*) on their way to sea for the first time are often attracted to lights and can be confused by them
- Confused birds may collide with structures, or simply land on the ground, too tired to continue flying
- Once on the ground, they cannot take off again and will die from starvation or be killed by predators if not rescued
- The vast majority of seabird fallout on Kaua'i occurs between September 15 and December 15 each year
- During fledging season, extra vigilance for downed seabirds is necessary, and additional measures to minimize light attraction may be implemented

Regulatory Setting - Protected Species

Federal -

The Endangered Species Act of 1973 (ESA)

Migratory Bird Treaty Act (MBTA)

State of Hawai'i -

Hawaii Revised Statutes Chapter 195D

IT IS ILLEGAL TO:

“harass, harm, pursue, hunt, shoot, wound, kill, trap, capture, or collect, or to attempt to engage in any such conduct” any species listed under any of these statutes

Agency and Endangered Species Program Contacts

Who to Call

State Department Land & Natural Resources DOFAW

Thomas Kaiakapu: Wildlife Manager: (808) 274-3440

Alexander & Baldwin Program Coordinators

Port Allen Properties:

Trinette Kauai: Office (808) 335-2850 - Cell (808) 335-9708

Hokulei Shopping Village - Shops at Kukuiula - Waipouli Town Center

Stacie Chiba-Miquel: (808) 742-9002 – Cell (808) 320-7790

The Club - Kukui'ula

Lindsay Crawford (808)742-3046 – Cell (808)652-9379

Reggie David: Cell: (808) 937-0124, email: davidr003@hawaii.rr.com

Endangered Seabird Species Present on Kaua'i



Newell's Shearwater



Hawaiian Petrel



Band-rumped Storm-Petrel

Seabird Issues cont.

- Once on the ground, seabirds cannot take off again and will die from starvation or be killed by predators if not rescued
- If the seabirds are recovered and turned into the Save Our Shearwaters Program (SOS), almost 90% of them can be returned to the wild
- To protect the seabirds, A&B's commercial properties
 - minimize or shield lights to protect the seabirds
 - search properties to locate downed seabirds

Downed Seabird Response Protocols

- If a downed seabird is found, immediately call your supervisor and as soon as possible the appropriate A & B contact for your property
- First responders will immediately respond to the scene with protective gloves, a clean towel, pet carrier and a digital camera
- Before touching the downed seabird take at least one photo of the scene showing the bird in situ
- Put on protective gloves
- Carefully wrap the bird in a clean towel, place in pet carrier
- Transport the bird to the closest Shearwater Aid Station

Downed Seabird Response cont.

- Summon assistance, and once there are two people on hand remove the bird from the pet carrier and take at least two identification photographs of the animal
- Place the bird in the Shearwater Aid Station
- Fill in the Shearwater Aid Station white board log and prepare and submit a security report, submit to security manager and to respective A&B shopping center point of contact.

Take-Home Message

- Harming listed seabirds may be construed as “take” under the ESA, and/or HRS 195D.
- The minimization and avoidance of “take” to the maximum extent practicable is required under both federal and State of Hawaii endangered species statutes
- Penalties include civil fines of up to \$25,000 per incident, and criminal fines of up to \$50,000, and up to one year federal imprisonment per incident.
- **Noncompliance with endangered species rules and protocols may result in fines or criminal prosecution.**

Mahalo

Alexander & Baldwin thanks you for your attention to and your assistance with this program

Alexander & Baldwin takes pride in our continued efforts to protect the natural resources on the Island of Kaua'i

Protection of these native birds is everyone's responsibility, and is in the common interest of the Island community and future generations

DRAFT

Appendix B2

**McBryde Resources, Inc. Facilities
Seabird Awareness and Response Training - 2019**



Purpose of Training

- Native seabird species including endangered species may “fallout” on any of our facilities on Kaua’i on a seasonal basis
- McBryde Resources and Alexander & Baldwin are committed to the protection of these species
- McBryde Resources and Alexander & Baldwin have specific endangered bird protocols in place that all McBryde personnel must follow
- There are potentially significant legal implications if any of these protocols are not followed

Why do Protected Seabirds Land in our Facilities?

- Seabirds that fly at night are often attracted to lights
- Fledgling birds (*keiki's*) on their way to sea for the first time are often attracted to lights and can be confused by them
- Confused birds may collide with structures, or simply land on the ground too tired to continue flying
- Once on the ground, they cannot take off again and will die from starvation or be killed by predators if not rescued
- The vast majority of Seabird fallout on Kaua'i occurs between September 15 and December 15 each year
- During fledging season, extra vigilance for downed seabirds is necessary, and additional measures to minimize light attraction may be implemented

Regulatory Setting - Protected Species

Federal -

The Endangered Species Act of 1973, as amended (ESA)

Migratory Bird Treaty Act (MBTA)

State of Hawai'i -

Hawaii Revised Statutes Chapter 195D

IT IS ILLEGAL TO:

“harass, harm, pursue, hunt, shoot, wound, kill, trap, capture, or collect, or to attempt to engage in any such conduct” any species listed under any of these statutes

Agency and Endangered Species Program Contacts

Who to Call

State Department Land & Natural Resources DOFAW

Thomas Kaiakapu: Wildlife Manager: (808) 274-3440

McBryde Resources, Inc. Program Coordinators

Dan Sargent: (808) 335-0247, Cell: (808) 645-6386

A&B Biologist

Reggie David: Cell: (808) 937-0124, email: davidr003@hawaii.rr.com

Endangered Seabird Species Present on Kauaʻi



Seabird Issues cont.

- Once on the ground they cannot take off again and will die from starvation or be killed by predators if not rescued
- If the seabirds are recovered and turned into the Save Our Shearwaters Program (SOS), almost 90% of them can be returned to the wild
- To protect the seabirds, A&B and McBryde
 - minimize or shield lights to protect the seabirds
 - search properties to locate downed seabirds

Downed Seabird Response Protocols

- If a downed seabird is found, immediately call your supervisor and as soon as possible the appropriate A & B or McBryde contact for your facility
- First responders will immediately respond to the scene with protective gloves, a clean towel, pet carrier and a digital camera
- Before touching the downed seabird take at least one photo of the scene showing the bird in situ
- Put on protective gloves
- Carefully wrap the bird in a clean towel, place in pet carrier
- Transport the bird to the closest Shearwater Aid Station

Downed Seabird Response cont.

- Summon assistance, and once there are two people on hand remove the bird from the pet carrier and take at least two identification photographs of the animal
- Place the bird in the Shearwater Aid Station
- Fill in the Shearwater Aid Station white board log and prepare and submit a security report, submit to security manager and to respective McBryde facility point of contact.

Take-Home Message

- Harming of listed seabirds may be construed as “take” under the ESA, and/or HRS 195D.
- The minimization and avoidance of “take” to the maximum extent practicable is required under both federal and State of Hawaii endangered species statutes
- Penalties include civil fines of up to \$25,000 per incident, and criminal fines of up to \$50,000, and up to one year federal imprisonment per incident.
- **Noncompliance with endangered species rules and protocols may result in fines or criminal prosecution.**

Mahalo

McBryde Resources, and Alexander & Baldwin thanks you for your attention to and your assistance with this program

McBryde Resources, and Alexander & Baldwin takes pride in our continued efforts to protect the natural resources on the Island of Kaua'i

Protection of these native birds is everyone's responsibility, and is in the common interest of the Island community and future generations

DRAFT

Appendix C

A&B STANDARD OPERATING PROCEDURES
Seabird Conservation Awareness Plan

PURPOSE: To establish a procedure and seabird awareness training ensuring that that A&B, its subsidiaries and related entities (“A&B”) are working partners with federal and State of Hawai’i wildlife conservation and regulatory agencies in efforts to conserve our native Seabirds.

PROCEDURE/SCOPE:

This procedure shall be followed at all A&B properties participating in the Kauai Seabird Habitat Conservation Plan (KSHCP).

From September 15th to December 15th each year, A&B will participate in the search for, and recovery and collection of, downed seabirds (Newell’s Shearwater, Hawaiian Petrel, Band-rumped Storm-Petrel and other non-listed seabird species) on its properties.

Training and Awareness

A&B staff at each of the covered properties will participate in an annual Seabird Awareness and Response training.

Property/Facility Managers will educate tenants by sending a letter each year explaining our seabird conservation efforts, the SOS (Save our Shearwaters) Program and the KSHCP, and the role played by A&B, its tenants, contractors, vendors, and guests in protecting seabirds.

A&B will educate its employees about seabird conservation through handouts, individual shopping center quarterly operational meetings and its tenant manuals. Seabird Awareness and Response discussions will also be incorporated into regular pre-shift and operational meetings.

Prior to the start of the seabird fallout season, Property/Facility Managers will conduct a lighting audit at each property with a qualified seabird biologist. The objective of that survey is to identify any lights on A&B’s properties that might attract seabirds to the properties. Property/Facility Managers will make the appropriate adjustments to light fixtures as needed.

DLNR and the SOS Program will place SOS Aid Stations on certain properties on or around September 15th each year, including at all of the fire stations around the island and at selected resort properties. There are no SOS Aid Stations on any of the A&B properties covered by this procedure. The location of the nearest aid station to each property will be identified during the annual Seabird Awareness and Response Training.

Property/Facility Managers will ensure that a Downed Seabird Recovery Report Form is completed for each seabird found on or near their respective properties, and will maintain a log for each property of all birds recovered, with all pertinent data. Each time the log is updated, the Property/Facility Manager shall transmit a copy to the A&B Director of Environmental Affairs, who shall maintain a master log of all A&B Properties for periodic comparison to SOS records.

For each bird delivered to an SOS Aid Station, Property/Facility Managers will also ensure that entries are made on the “White Board” at the aid station with the following information:

Date:
Time:
Location found:
Condition of bird: (Good) (Injured) (Dead)
Type: Newell’s Shearwater, Hawaiian Petrel,
Band-rumped Storm-Petrel, or other (if known).

Monitoring

Individual Property/Facility Managers will be responsible to ensure that searchers, first responder personnel and all other staff will make it part of their duties during the seabird season to be vigilant about looking for downed seabirds during their respective work shifts, and to follow the downed seabird protocols.

Staff will follow the “Recovery Procedure” below whenever a downed seabird is found on or near the property.

Recovery Procedure:

Deploy the Seabird Recovery Kit. At least one Seabird Recovery Kit shall be available for use at each covered property and shall be stored in a designated location (shared kits may be utilized for multiple properties located in close proximity to each other, such as at Port Allen). Each Kit shall contain the following items:

- Latex or nitrile gloves
- Three towels
- Hand Sanitizer
- Flashlight
- Clip Board, pen, “Downed Seabird Recovery Report Form”

- Bird Carrier (cardboard box or pet carrier; if a box is used, ensure it has adequate ventilation holes) conspicuously marked “Live Animal”

Live Bird Handling and Procedures:

1. Take the Seabird Recovery Kit to the downed seabird.
2. Put on gloves.
3. Using a towel to gently cover the bird, pick up the seabird.
4. Place the seabird inside and cover or close the pet carrier/box.
5. Take at least one photograph of the bird and sufficient photographs of the location where it was found to allow the location to be identified again later. Submit photographs electronically to the Property/Facility Manager or designee with the corresponding Downed Seabird Recovery Report Form.
6. Put the gloves and towel back in the Seabird Recovery Kit.
7. Take the bird and pet carrier to the nearest SOS Aid Station.
8. Transfer the bird to the Aid Station and fill out the White Board.
9. Call SOS at 635-5117 or 632-0610.
10. Return the Seabird Recovery Kit to its designated storage location. Replace towel and clean cage with bleach or replace box, if dirty.
11. Complete the Downed Seabird Recovery Report Form. If the bird was found off the property (including on an adjacent public road or sidewalk), ensure this is reflected on the form.
12. Turn in the completed form to the appropriate Property/Facility Manager or designee, who will then make the corresponding log entry.

Dead Bird Handling and Procedures:

1. Take the Seabird Recovery Kit to the downed seabird.
2. Put on gloves.
3. Take several photographs of the bird and sufficient photographs of the location where it was found to allow the location to be identified again later. Submit photographs electronically to the Property/Facility Manager or designee with the corresponding Downed Seabird Recovery Report Form.
4. Double bag dead seabirds in two, two-gallon Ziploc plastic bags.
5. Write the date and the name of the property on the outer bag with a permanent marker.
6. Place in a refrigerator.
7. Complete the Downed Seabird Recovery Report Form. If the bird was found off the property (including on an adjacent public road or sidewalk), ensure this is reflected on the form.
8. Turn in the completed form to the appropriate Property/Facility Manager or designee, who will then make the corresponding log entry.

Reporting to Agencies:

In the case of recovered live birds, the responsible Property/Facility Manager or their designee shall call the USFWS and DOFAW within 24 hours of a downed bird being recovered on the property.

If a dead bird is recovered, follow the dead bird handling procedures. The responsible Property/Facility Manager or their designee shall IMMEDIATELY call the DOFAW-Kauai Branch, and follow their instructions. They will most likely pick up the carcass, but in some circumstances may instruct the property owner to dispose of the carcass. If instructed to dispose of the carcass by DOFAW, document this information on the Downed Seabird Recovery Report Form, including the name of the person spoken to at DOFAW.

The responsible Property/Facility Manager shall notify the A&B Director, Environmental Affairs upon discovery of any downed seabird and shall forward by email a copy of the Downed Seabird Recovery Report Form, including any photographs taken. All Property/Facility Managers are encouraged to consult with the A&B Director, Environmental Affairs prior to making reports to regulatory agencies; however, such consultation must not delay reporting beyond the specified deadline.

Review and Update:

This policy shall be periodically reviewed and updated to ensure that it is kept current and accurate.

Contacts:

USFWS	To be determined
DLNR-DOFAW	274-3433
Save Our Shearwaters	635-5117 or 632-0610
A&B Environmental Affairs	283-8907

These contacts will be entered/updated once the agencies identify their point people for the KSHCP.

DRAFT

Appendix D

A&B Downed Seabird Recovery Report Form

Please fill in all space and return hard copy to the Property Manager or their designee

Date: _____ **Time:** _____

Location: _____

Be specific as possible, i.e. Next to the planter in front of Safeway

Who first reported the bird: _____

Who responded: _____

Photo Y/N: _____

Condition of bird; Alive and Well (A), Injured (I), Dead (D): _____

Disposition: _____

Where did the bird end up: SOS Aid Station, SOS or DOFAW

SOS AID Station: _____

Which SOS AID Station was the bird delivered too.

SOS Log Confirmation: _____

Confirmation that The SOS Aid Station "White Board" log was completely filled in:

Species if Known: **NESH** **HAPE** **BRSP** **Other**

Circle the appropriate species Newell's Shearwater (NESH) Hawaiian Petrel HAPE Band-rumped Storm-Petrel BRSP. Other also includes a bird you can't identify

Notes or other information that you think might be helpful: