



STATE OF HAWAII
DEPARTMENT OF TRANSPORTATION
869 PUNCHBOWL STREET
HONOLULU, HAWAII 96813-5097

Board of Land and
Natural Resources
State of Hawai'i
Honolulu, Hawai'i

ISSUANCE OF A REVOCABLE PERMIT
FOR THE PURPOSE OF AIRLINE OPERATIONS
SOUTHWEST AIRLINES CO.
LĪHU'E AIRPORT
TAX MAP KEY: (4) 3-5-001:PORTION OF 8

KAUA'I

LEGAL REFERENCE:

Section 171-55, Hawai'i Revised Statutes.

APPLICANT:

Southwest Airlines Co. (SWA), whose business address is 2702 Love Field Drive,
Dallas, Texas 75235-1611.

LOCATION AND TAX MAP KEY:

Portion of Līhu'e Airport, Līhu'e, Island of Kaua'i, identified by
Tax Map Key: 4th Division, 3-5-001:008.

AREA:

Space No. 610-138E, containing an area of approximately 4,311 square feet,
Space No. 610-188A, containing an area of approximately 576 square feet,
Space No. 610-188T, containing an area of approximately 375 square feet,
Bldg/Room No. 306-220L, containing an area of approximately 33 square feet,
Bldg/Room No. 306-222F, containing an area of approximately 39 square feet,
Bldg/Room No. 306-224G, containing an area of approximately 98 square feet,
as shown and delineated on the attached Exhibits "A", "B", and "C".

ZONING:

State Land Use District:
County of Kaua'i:

Urban
Industrial (I)

ITEM M-12

LAND TITLE STATUS:

Section 5(a) lands of the Hawai'i Admission Act: Non-Ceded
DHHL 30% entitlement lands pursuant to Hawai'i Admission Act YES ___ NO X

CURRENT USE STATUS:

Airport and aeronautical purposes.

CHARACTER OF USE:

SWA will use the spaces as part of its airline operations at Līhu'e Airport.

COMMENCEMENT DATE:

Upon complete execution of the revocable permit.

MONTHLY RENTAL:

\$4,993.89 (\$3,547.50 as determined from the DOTA Signatory Carrier Rates and Charges, Hawaii Airports System, effective July 1, 2019 and \$1,446.39 as determined from the DOTA schedule of rates and charges established by appraisal of Airports property statewide).

SECURITY DEPOSIT:

Three times the monthly rental in effect.

HOLDOVER TENANCY:

\$166.46

DCCA VERIFICATION:

Place of business registration confirmed: YES X NO ___
Registered business name confirmed: YES X NO ___
Good standing confirmed: YES X NO ___

CHAPTER 343, HRS - ENVIRONMENTAL ASSESSMENT:

Pursuant to Section 11 200 8(a), Environmental Impact Statement Rules of the Department of Health, State of Hawai'i, this disposition is exempt from requirements regarding preparation of an environmental assessment, negative declaration, or environmental impact statement as required by Chapter 343, Hawai'i Revised Statutes, as amended, relating to Environmental Impact Statements, because the proposed action falls within Exemption Class #1, Comprehensive Exemption List for the State of Hawai'i, Department of Transportation, dated November 15, 2000, as approved by the

BLNR – ISSUANCE OF A REVOCABLE PERMIT FOR PURPOSE OF AIRLINE OPERATIONS
SOUTHWEST AIRLINES CO.
Page 3

Environmental Quality Council. Exemption Class 1: Operations, repairs or maintenance of existing structures, facilities, equipment or topographical features, involving negligible or no expansion or change of use beyond that previously existing.

The DOTA consulted with the U.S. Federal Aviation Administration (FAA) as to the appropriateness of the citation of the Environmental Exemption Class from the Comprehensive list for the Department of Transportation dated November 15, 2000. The FAA concurred on the appropriateness.

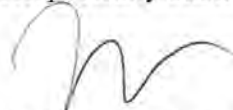
REMARKS:

In accordance with Sections 171-11 and 171-55 HRS, relating to Public Purposes and Permits, respectively and therefore the DOT proposes to issue a month-to-month revocable permit to SWA, as part of its airline operations at Līhu'e Airport.

RECOMMENDATION:


That the Board authorize the Department of Transportation to issue a month-to-month revocable permit to SWA, subject to: (1) terms and conditions herein outlined, which are by reference incorporated herein; and (2) such additional terms and conditions as may be prescribed by the Director of Transportation to best serve the interests of the State.

Respectfully submitted,

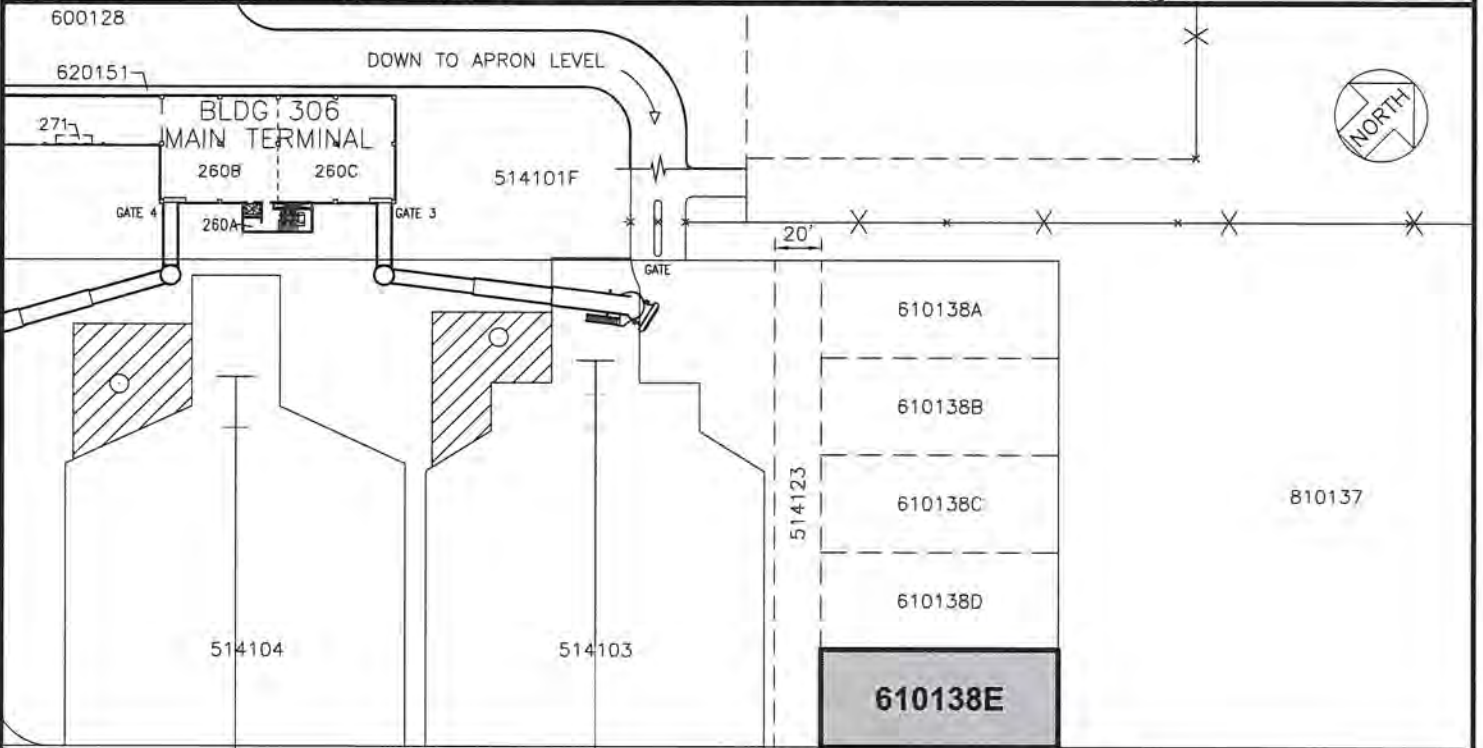
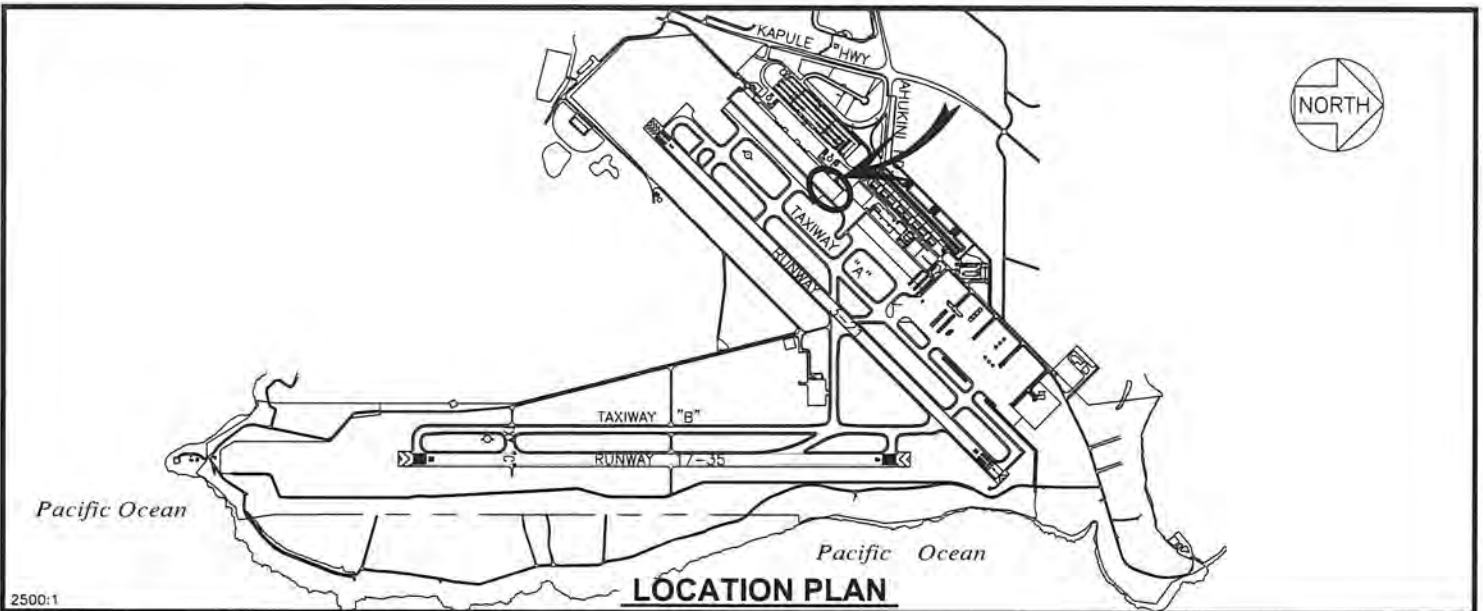


JADE T. BUTAY
Director of Transportation

APPROVED FOR SUBMITTAL:



SUZANNE D. CASE
Chairperson and Member



AREA/SPACE	SQ. FT.
610 138E	4,311

SCALE: 1" = 80'

DATE : AUGUST 2019

EXHIBIT: **A**



Airports Division

SOUTHWEST AIRLINES CO.

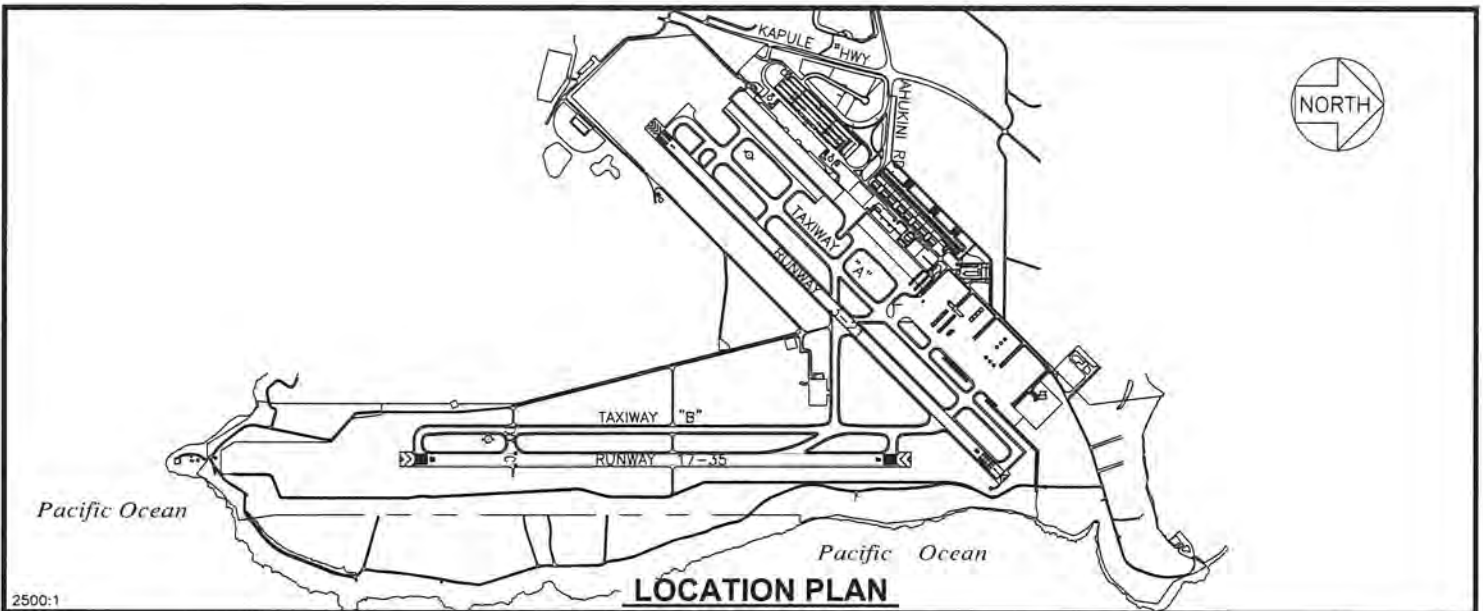
LIH NORTH OF TERMINAL
GSE PARKING

610138E

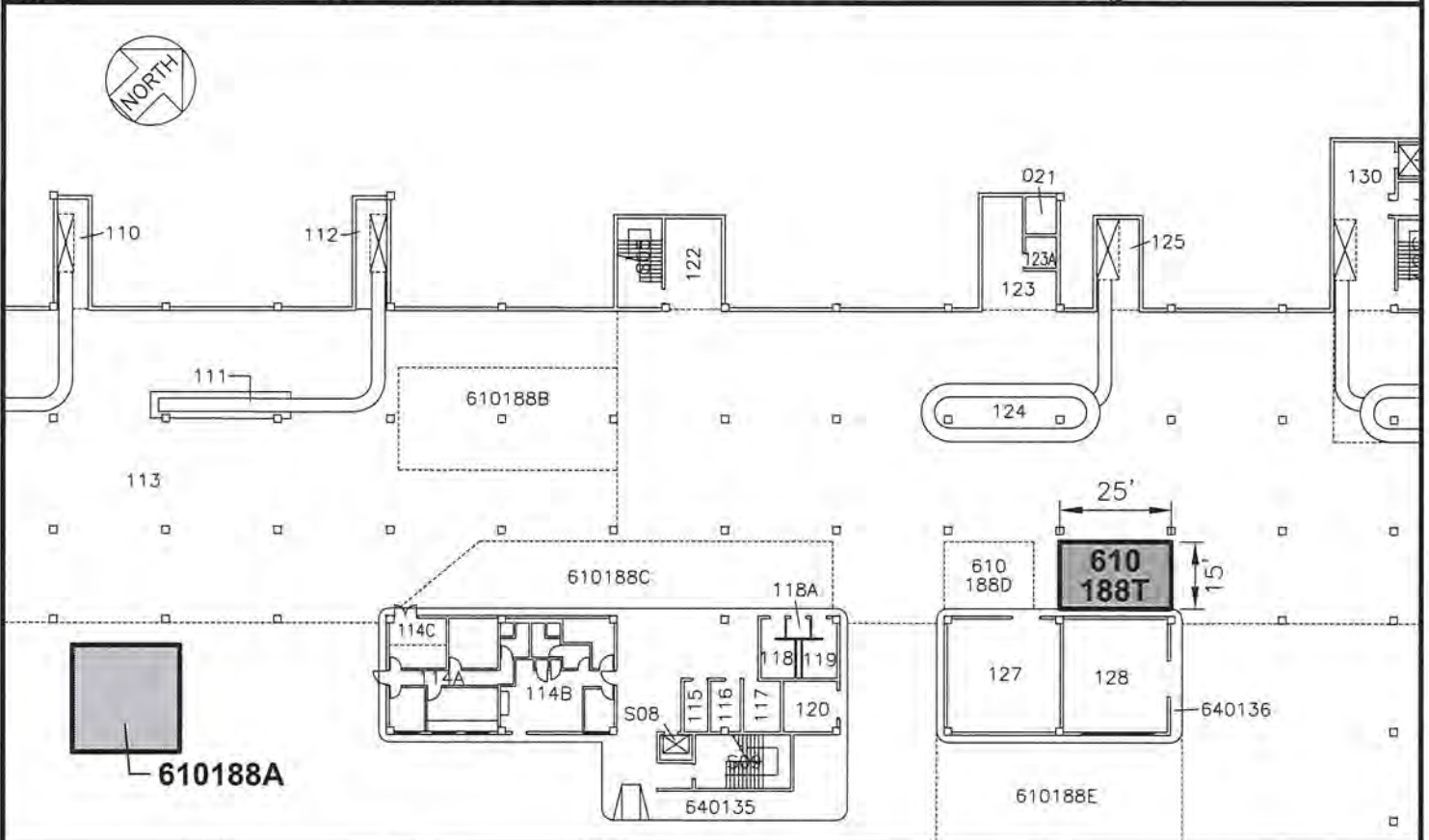
PLAT 45

LIHUE AIRPORT

N:\AIRPORTS\LIH_Lihue\CAD\PM\2019 Southwest\2019-08-19\lh_610138E-02_draft.dwg



2500:1



610188A

AREA/SPACE	SQ. FT.
610 188A	576
610 188T	375

SCALE: 1" = 40'

DATE : AUGUST 2019

EXHIBIT: **B**



Airports Division


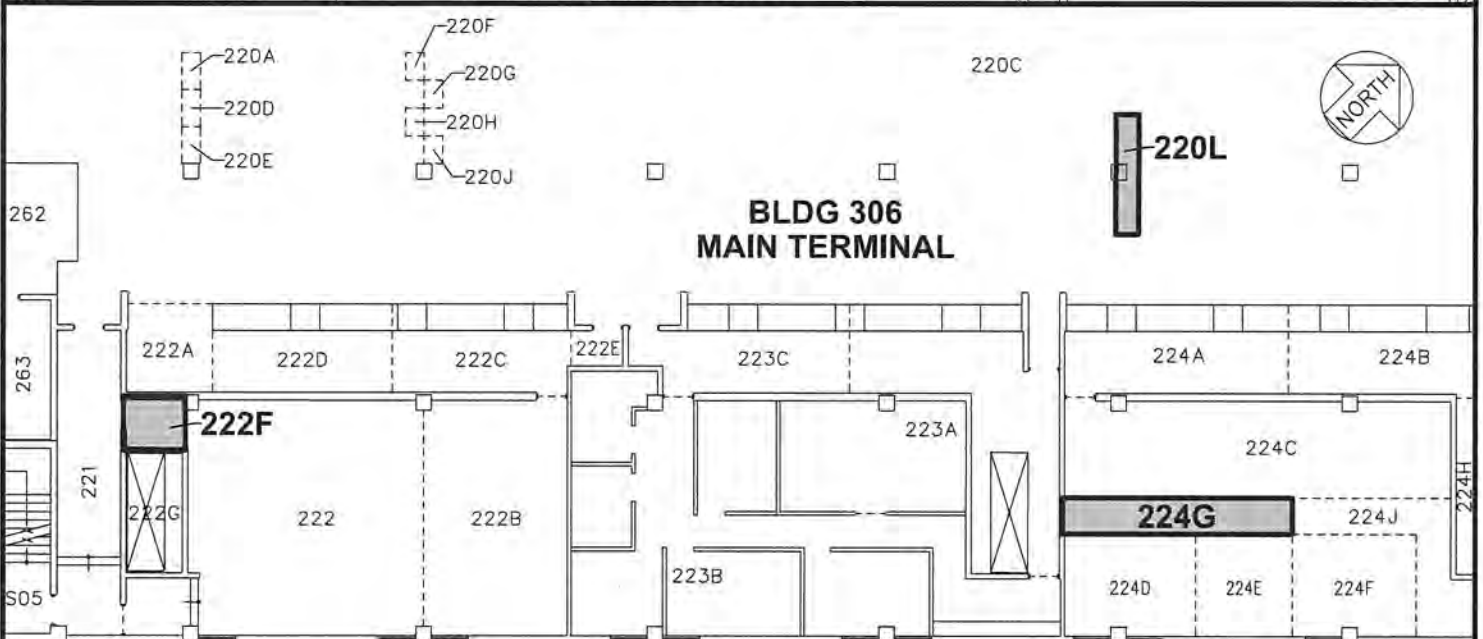
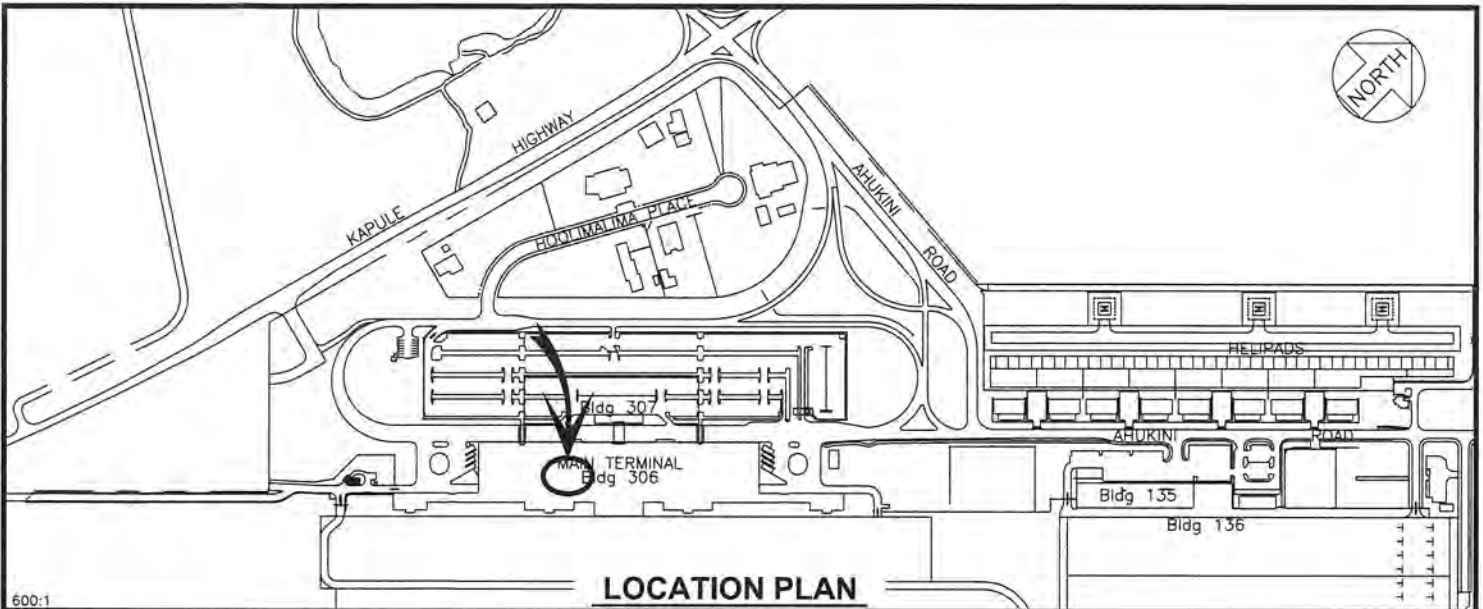
SOUTHWEST AIRLINES CO.

VEHICULAR ZONE
APRON LEVEL

610188A
610188T

PLATS C1, 45

LIHUE AIRPORT



DATE : AUGUST 2019 EXHIBIT: **C**



SOUTHWEST AIRLINES CO.

**BUILDING 306
MAIN TERMINAL
TERMINAL LEVEL**

306220L
306222F
306224G
PLATS C2, 45