



**STATE OF HAWAII | KA MOKU'ĀINA 'O HAWAII'**  
**DEPARTMENT OF TRANSPORTATION | KA 'OIHANA ALAKAU**  
869 PUNCHBOWL STREET  
HONOLULU, HAWAII 96813-5097

IN REPLY REFER TO:

Board of Land and  
Natural Resources  
State of Hawaii  
Honolulu, Hawaii

ISSUANCE OF A REVOCABLE PERMIT FOR THREE VEHICLE  
PARKING SPACES TO SUPPORT ITS FIXED-BASE OPERATION  
SIGNATURE FLIGHT SUPPORT LLC  
LIHUE AIRPORT  
TAX MAP KEY: (4) 3-5-001: PORTION OF 008

KAUAI

REQUEST:

Issuance of a Revocable Permit for Vehicle Parking (Parking Permit) to  
Signature Flight Support LLC for three vehicle parking spaces situated at Lihue Airport.

LEGAL REFERENCE:

Section 171-55, Hawaii Revised Statutes (HRS), as amended.

APPLICANT:

Signature Flight Support LLC (SFS), whose business address is 98 Kapalulu Place,  
Honolulu, Hawaii 96819.

LOCATION AND TAX MAP KEY:

Portion of Lihue Airport (LIH), Lihue, Island of Kauai, State of Hawaii, identified by  
Tax Map Key: 4<sup>th</sup> Division, 3-5-001: Portion of 008.

AREAS:

UNCOVERED, PAVED PARKING

Area/Space No. 611-101A, containing an area of approximately 164 square feet,  
Area/Space No. 611-101B, containing an area of approximately 187 square feet, and  
Area/Space No. 611-101C, containing an area of approximately 187 square feet, as  
shown and delineated on the attached Exhibit A.

**ITEM M-6**

BLNR – ISSUANCE OF A REVOCABLE PERMIT FOR THREE VEHICLE PARKING SPACES TO SUPPORT ITS FIXED-BASE OPERATION  
SIGNATURE FLIGHT SUPPORT LLC  
Page 2

ZONING:

State Land Use District: Urban  
County of Kauai Industrial General/Special Treatment-Public Use (IG/ST-P)

LAND TITLE STATUS:

Section 5(a) lands of the Hawaii Admission Act: Non-Ceded  
DHHL 30% entitlement lands pursuant to Hawaii Admission Act YES \_\_\_ NO X

CURRENT USE STATUS:

Land presently encumbered by Governor’s Executive Order No. 4614, dated October 28, 2019, setting aside 883.583 acres designated as Lihue Airport to be under the control and management of the State of Hawaii, Department of Transportation for Airport Purposes.

CHARACTER OF USE:

SFS will use the three vehicle parking spaces for employee parking to support its fixed-base operation at LIH.

COMMENCEMENT DATE:

To be determined by the Director of Transportation at a later date.

MONTHLY RENTAL:

\$165.00 (\$55.00 per parking space as determined from the Department of Transportation, Airports schedule of rates and charges established by appraisal of Airports property statewide).

SECURITY DEPOSIT:

\$495.00, or three times the monthly rental in effect.

DCCA VERIFICATION:

Place of business registration confirmed: YES X NO \_\_\_  
Registered business name confirmed: YES X NO \_\_\_  
Good standing confirmed: YES X NO \_\_\_

CHAPTER 343, HRS - ENVIRONMENTAL ASSESSMENT:

The HDOT, has determined that the environmental impacts of the proposed tenant use for the subject land use is covered by the Lihue Airport Master Plan Environmental Impact Statement (EIS), published by the Environmental Quality Commission (EQC) in the August 8, 1976 and August 23, 1976, issues of EQC Bulletin and accepted by the Governor on April 26, 1977. Accordingly, all relevant mitigation from the EIS and best management practices will be implemented to address the minimum impacts of this action.

REMARKS:

In accordance with Section 171-55, HRS, relating to Permits, the Department of Transportation proposes to issue a month-to-month Parking Permit to SFS for three vehicle parking spaces for employee parking to support its fixed-based operation at LIH.

RECOMMENDATION:

Based on this submittal, and testimony and facts presented, the Department of Transportation recommends the Board finds that approving the issuance of a month-to-month Parking Permit to SFS, including its conditions and rent, will serve the best interests of the State.

Respectfully submitted,

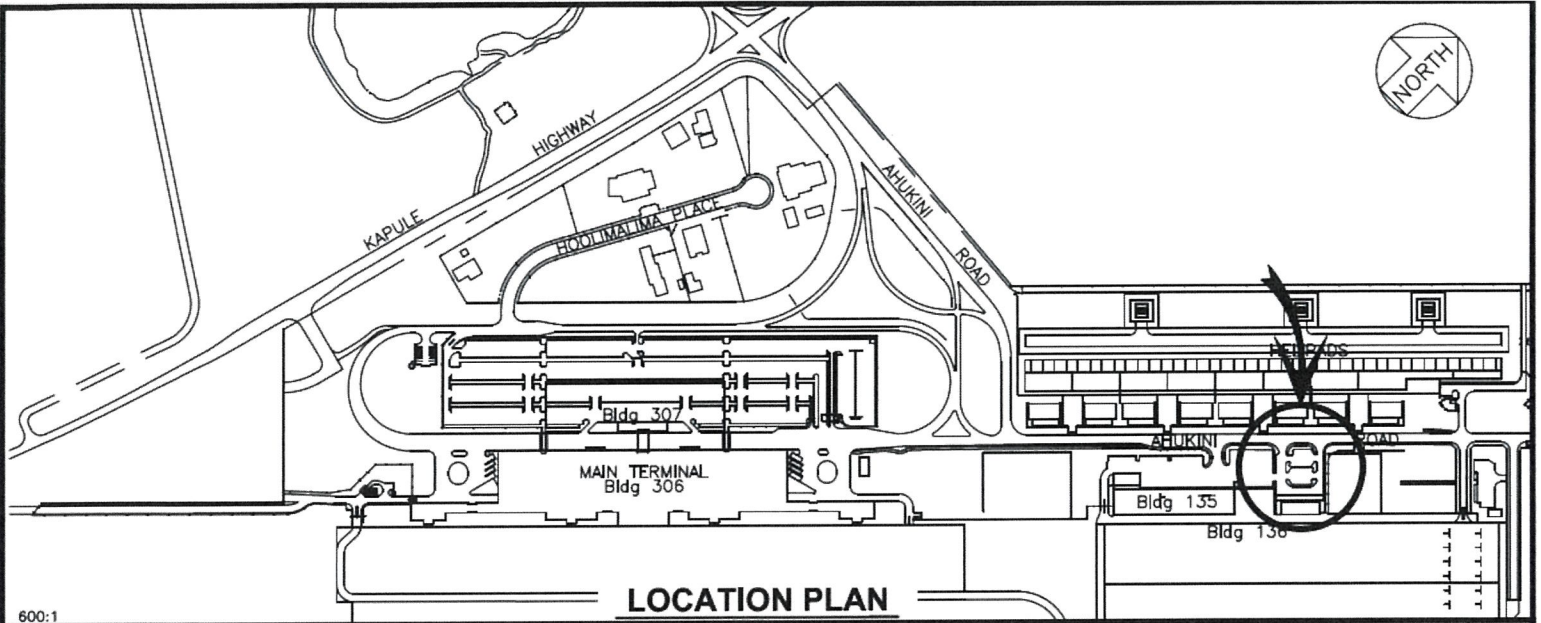


EDWIN H. SNIFFEN  
Director of Transportation

APPROVED FOR SUBMITTAL:

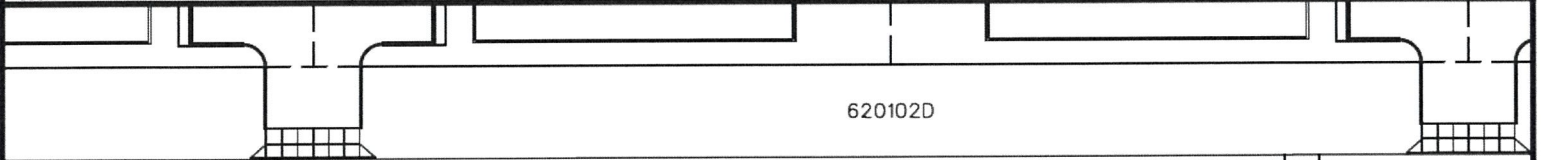


DAWN N. S. CHANG  
Chairperson  
Board of Land and Natural Resources



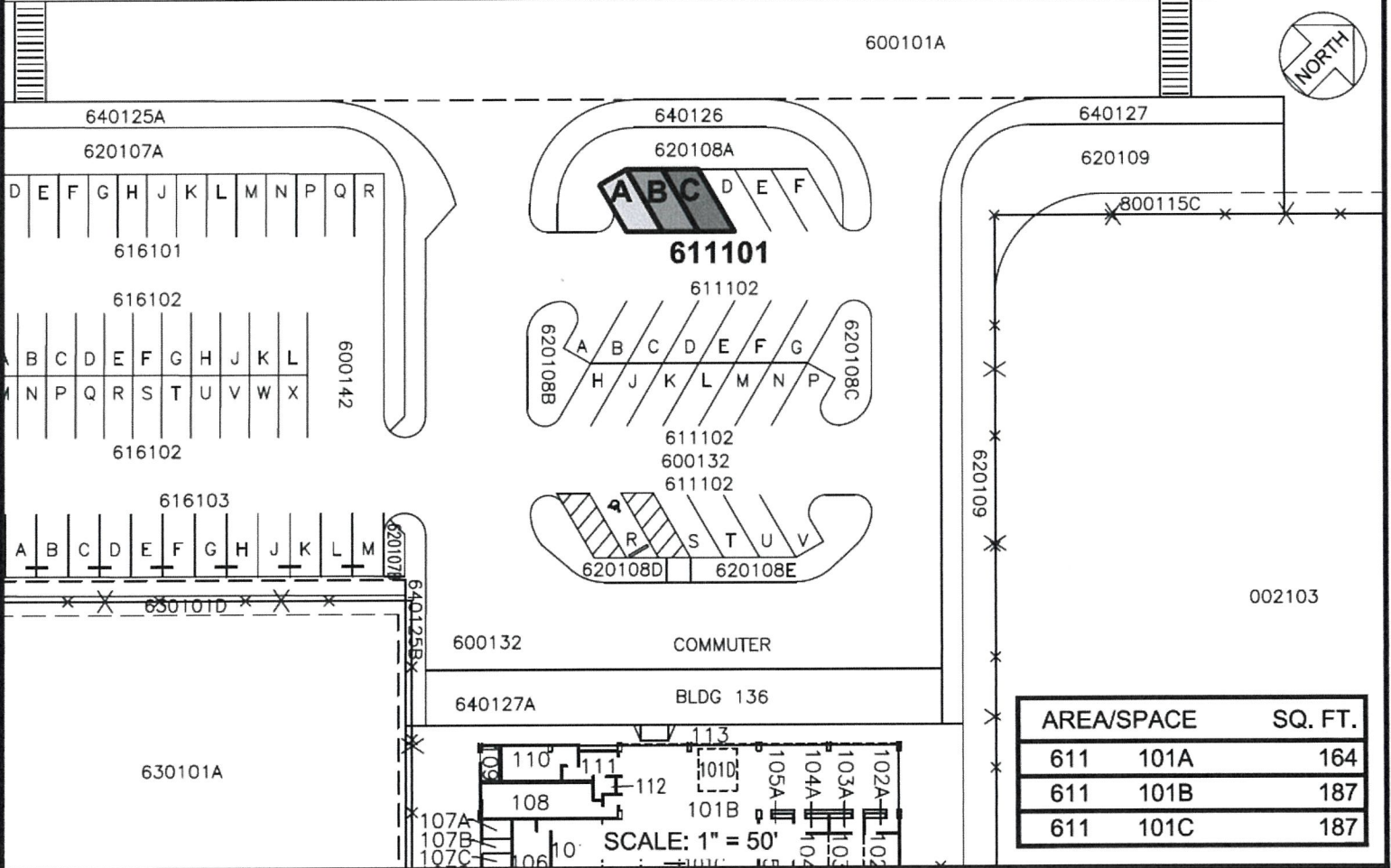
600:1

### LOCATION PLAN



620102D

600101A



AREA/SPACE	SQ. FT.
611 101A	164
611 101B	187
611 101C	187

SCALE: 1" = 50'

DATE : JANUARY 2023

EXHIBIT: **A**



Airports

SIGNATURE FLIGHT  
SUPPORT LLC

PARKING STALLS

611101A-C  
PLAT A1,35

## LIHUE AIRPORT

N:\AIRPORTS\LIHUE\CAD\PI\LIH\_611101A-C-01.DWG